



LENA
LIGHTING

capella led

LIGHT & MORE

savings

capella led

The quickest
mounted
bulkhead
on the market!

Why we made this fitting?

Taking into account the conditions which are and will be imposed on the lighting solutions, design engineers from the Lena Lighting Development Department have created a lamp which can perform the most sophisticated functions.

Thanks to the possibility of controlling it, equipping its luminaires with devices which are components of other systems as well as a very wide range of design, this luminaire provides unlimited options for designers and architects. Capella Led is an ideal choice even for the most demanding and representative investments.

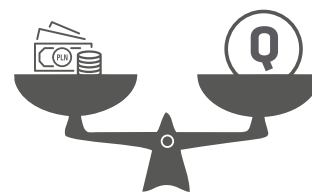
Designers of the Capella led lamp predicted solutions which are currently not available on the market and which are at the stage of designing. The design allows you to integrate it with the drivers of various suppliers and adjust them to future technological solutions.



LIGHT & MORE



Polish product



Great value for money



Quick installation



Manufacturer warranty

Bulkhead tailored to Your needs



RCR, RCR RF or PIR motion sensor, corridor version

The versions with an RCR motion sensor multiply the savings resulting from lower energy consumption. The passive infrared PIR sensor also allows for precise lighting control (detects changes in ambient temperature). More advanced versions of Capella LED lamp can control lighting using RCR Master Slave, Dali and Corridor functions. Thanks to this, you obtain the effect of using light only at the place and time at which it is needed.



DALI control system

DALI (Digital Addressable Lighting Interface) is a protocol that enables communication between the terminal elements of the installation (luminaires) and the control system, regardless of the technological solutions used. It allows you to create complete lighting systems based on components from any manufacturer.



Emergency module

The optional emergency module integrated into the Capella LED lamp may provide light in case of mains power failure, allowing you to meet safety standards.



Protection against unauthorized open

The „tamperproof“ feature, i.e. design preventing the disassembly of the lamp without appropriate tools, prevents acts of vandalism and theft, thus preventing situations that could endanger the safety of users.



Higher ingress protection class IP65

Capella LED in special version is characterized by high tightness-IP65, allowing to use it in environments with increased humidity and dust.

functionality






intelligence



Create your own light scene

Thanks to compatibility with the controllers from companies such as Hytronic or Casambi, you may group Capella LED lamps together, create great scenes, combine scenes into animations, program the light output and color temperature. Once programmed, the lamps will memorize the setting.




Temperature, pressure and humidity measurement

Integration with other systems, e.g. smart home or office, equipped with appropriate controllers, allows you to measure temperature, pressure, humidity and make further action dependent on the measured values.



Voice control/microphone function

With the use of additional Capella LED controllers it is possible to switch the lamp on/off, dim/brighten it and change its color temperature using voice. This function requires wireless Internet access.



Tunable white

Capella LED with Tunable White feature allows you to optimize the color of light to match the natural human daily cycle and reflect natural light. Tunable White also allows you to adapt to current needs and activities, regardless of the time of day.

Smart lamps

IoT ready



Wireless camera

The Capella LED can be equipped with a wireless camera. It will monitor e.g. high-risk areas such as staircases or entrances to buildings, or perform anti-theft functions. Via Wi-Fi it transmits data to a digital archive or to the security officer for direct monitoring.



Savings through application-to-application communication

Lighting control applications can provide analysis data such as duration of lighting, power consumption, etc. This information supports the process of optimization of lighting settings in the individual rooms.



Wireless communication between lamps

The lamps communicate with each other wirelessly—in Wi-Fi or Bluetooth technology. There is no need to program each lamp separately to change its settings. All that you need is only one lamp within the range of your smartphone. Through it, the application communicates with the rest of the luminaires and introduces the changes defined by the user.




Lamp control from a smartphone app

The control and programming of the functionalities described above can be carried out manually or remotely using applications on a smartphone (iOS, Android) or the Internet.


These features can be accessed via compatible external drivers installed in the lamp.

Ask about other available options: Bluetooth speaker, Wi-Fi amplifier function and many more.




Capella LED is available in numerous functional and design variants.

The multitude of versions and functionalities of this lamp implies a variety of applications—from passageways, lobbies, public spaces, through restaurants, reception areas, hotels, gyms, offices, sales points, apartments, to residences.



Not only
a bulkhead



Complete offer

capella led

- Mounting: surface
- Power [W]: 9, 15
- Luminous flux [lm]: 750 - 1400
- Colour temperature [K]: 3000, 4000
- Ingress protection class: IP54
- Body: ABS
- Diffuser: PC OPAL
- Dimensions [mm]: \varnothing 320/89, \varnothing 320/105, \varnothing 340/105
- Available options: motion sensor RCR, presence sensor PIR, dusk sensor.




capella led plus

- Mounting: surface
- Power [W]: 11, 15
- Luminous flux [lm]: 950 - 1650
- Colour temperature [K]: 3000, 4000, tunable white - allows you to optimize the colour of light
- Ingress protection class: IP54/IP65
- Body: ABS
- Diffuser: PC OPAL
- Dimensions [mm]: \varnothing 320/105, \varnothing 340/105
- Available options: motion sensor RCR, motion sensor RCR RF, presence sensor PIR, dusk sensor, anti-vandal protection, DALI, emergency module, corridor function.



capella led plus IoT

- Mounting: surface
- IoT ready - possibility of insert external components
- Power [W]: 11, 15
- Luminous flux [lm]: 950 - 1500
- Colour temperature [K]: 3000, 4000, tunable white - allows you to optimize the colour of light
- Ingress protection class: IP54/IP65
- Body: ABS
- Diffuser: PC OPAL
- Dimensions [mm]: \varnothing 320/105, \varnothing 340/105



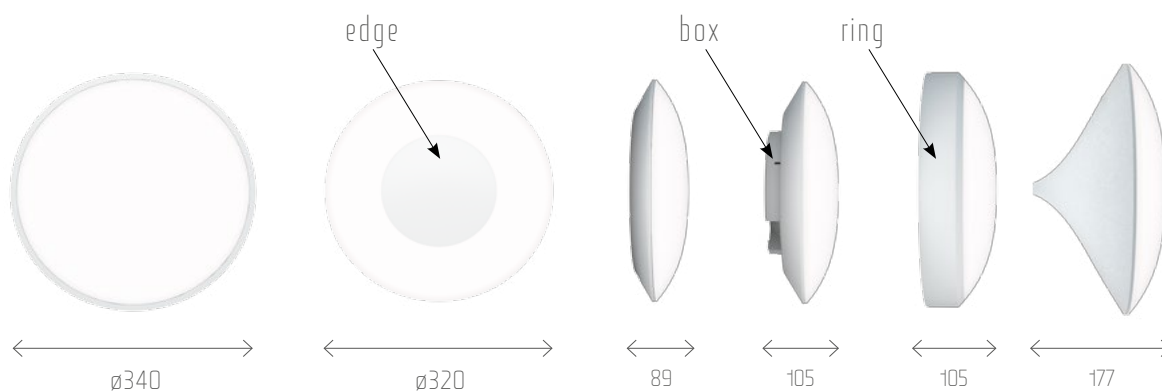
capella led plus z

- Mounting: suspended
- Power [W]: 11, 15
- Luminous flux [lm]: 950 - 1650
- Colour temperature [K]: 3000, 4000, tunable white - allows you to optimize the colour of light
- Ingress protection class: IP20
- Body: ABS
- Diffuser: PC OPAL
- Dimensions [mm]: $\varnothing 320/177$, suspension: 2000
- Available options: motion sensor RCR, motion sensor RCR RF, presence sensor PIR, dusk sensor, DALI, corridor function.



capella led plus z IoT

- Mounting: suspended
- IoT ready - possibility of insert external components
- Power [W]: 11, 15
- Luminous flux [lm]: 950 - 1500
- Colour temperature [K]: 3000, 4000, tunable white - allows you to optimize the colour of light
- Ingress protection class: IP20
- Body: ABS
- Diffuser: PC OPAL
- Dimensions [mm]: $\varnothing 320/177$, suspension: 2000



Scan the QR code using your phone's camera and go to the product page at www.lenalighting.pl

The luminaires specifications are provided within the tolerance allowed by the standard. The manufacturer reserves the right to change the properties of the product to equal or higher as part of improvement processes and to implement design changes or upgrades. The materials presented in the folder are not a commercial offer. The complete, up-to-date Lena Lighting offer with current parameters can be found at www.lenalighting.pl.

capella led

LIGHT & MORE

LED GO!

