

# SKVER LED

---

GENERAL FAMILY CARD



**LENA**  
LIGHTING

# SKVER LED

## GENERAL FAMILY CARD



### TECHNICAL SPECIFICATIONS

Degree of tightness:	IP66
Impact resistance:	IK10
Rated luminaire power [W]:	8 - 54
Luminaire luminous flux [lm]:	750 - 8850
Colour temperature [K]:	2200 - 5700*
Colour rendering index (Ra):	CRI >70, CRI >80, CRI >90
Protection class:	I and II
Optics:	More than 80 distributions
Controls:	ON/OFF, IoT, autonomous power reduction, RCR
Body colour:	Black, optionally any RAL colour of your choice
Luminous efficacy of luminaire [lm/W]:	88 - 192
Energy class:	to A
Body material:	Aluminium injected die-cast, painted powder-coated
Lampshade type:	transparent
Lampshade material:	Tempered glass
SDCM:	<4, <5
Socket type:	Optional connectors Zhaga, NEMA 5/7 pin

### CHARACTERISTICS

Skver LED is a new generation of LED park-and-ride luminaire. It uses directional multi-lens arrays, made of PMMA, with each lens having the same optics, ensuring the light characteristics remain consistent over time. The design ensures that the luminaire's internal chamber remains sealed. As standard, the luminaire offers tool-free access to the electrical equipment using two independent knobs, which, if desired and to protect against vandalism or uncontrolled opening, can optionally be permanently secured with screws. The upper part of the luminaire, has a dedicated hinge. The luminaire allows the replacement of the integrated internal power/light module (made in accordance with the ZhagaBook 13 and ZhagaBook 15 standards) without the use of tools, a quick and convenient service is possible, allowing the replacement of one integrated component without the need to dismantle the entire luminaire and make soldered or screwed connections. No on-site service work is required. Simply replace the module with a spare (accessory) close the luminaire and the service work is then carried out on site: at the luminaire owner's facility or sent back to the manufacturer's service centre. The body and fixture made of die-cast aluminium, powder-coated in black, is characterised by a very high IP66 ingress protection rating and IK10 mechanical impact resistance. Certifications: CE, RoHS, ENEC, ENEC+, Zhaga-D4i, DarkSky for selected flux colours.

### APPLICATION

Park-urban luminaires are a key element in planning the lighting of public spaces, providing not only functionality but also aesthetics and safety. Their appropriate use can significantly improve the quality of life for residents and users of urban areas. You will use park-urban luminaires in places such as parks, squares, alleys, public gardens and streets, wherever the argument is for lighting to improve safety and the aesthetics of the surroundings.

City parks: will enhance the natural beauty of the park, for evening walks, picnics and other recreational activities, while increasing safety and preventing vandalism and encouraging people to spend more time outdoors. Public amenities: placed in health facilities, schools, shopping centres or at bus stops, they will make it easier for people to move around these places providing a sense of security.

In public gardens, including botanical gardens, arboretums or themed gardens, they enhance the beauty of the vegetation and architecture of the garden. Streets and pavements: improve visibility on the road, which contributes to safety and visibility for pedestrians and drivers. Recreational areas: sports fields, playgrounds or cycle paths enable these areas to be used even after dark. Surrounding public buildings: used around town halls, libraries or municipal offices, they will highlight the unique architectural and historical features of the buildings.

# SKVER LED

## GENERAL FAMILY CARD

### 4000K

Variant	Type lampshade	Type distribution	LED	Module LED	Min. power of luminaire [W]	Maximum luminaire power [W]	Minimum flux [lm]	Maximum flux [lm]	Factor power	Minimum current per diode [mA]	Maximum current per diode [mA]
A / F / L		MLS	112	1	19	50	2625	6600	do 0,99	50	150
		soczew.	16	2	10	50	1375	6900	do 0,99	80	510
R	MF	MLS	112	1	19	50	2400	6100	do 0,99	50	150
	WJ	soczew.	16	2	19	50	2850	6900	do 0,99	190	510
Z1	MF	MLS	112	1	8	54	975	6625	do 0,99	25	160
	WJ	soczew.	16	2	8	54	1225	7650	do 0,99	80	525
Z2	MF	MLS	112	1	8	54	975	6625	do 0,99	25	160
	WJ	soczew.	16	2	8	54	1225	7650	do 0,99	80	525

### 3000K \*DarkSky Approved

Variant	Type lampshade	Type distribution	LED	Module LED	Min. power of luminaire [W]	Maximum luminaire power [W]	Minimum flux [lm]	Maximum flux [lm]	Factor power	Minimum current per diode [mA]	Maximum current per diode [mA]
A / F / L		MLS	112	1	19	50	2350	6325	do 0,99	50	150
		soczew.	16	2	10	50	1325	6625	do 0,99	80	510
R	MF	MLS	112	1	19	50	2150	5850	do 0,99	50	150
	WJ	soczew.	16	2	19	50	2725	6625	do 0,99	190	510
Z1	MF	MLS	112	1	8	54	875	6350	do 0,99	25	160
	WJ	soczew.	16	2	8	54	1175	7350	do 0,99	80	525
Z2	MF	MLS	112	1	8	54	875	6350	do 0,99	25	160
	WJ	soczew.	16	2	8	54	1175	7350	do 0,99	80	525

### 2700K \*DarkSky Approved

Variant	Type lampshade	Type distribution	LED	Module LED	Min. power of luminaire [W]	Maximum luminaire power [W]	Minimum flux [lm]	Maximum flux [lm]	Factor power	Minimum current per diode [mA]	Maximum current per diode [mA]
A / F / L		soczew.	16	2	10	50	1250	6350	do 0,99	80	510
R	MF	soczew.	16	2	19	50	2300	5800	do 0,99	190	510
	WJ	soczew.	16	2	19	50	2625	6350	do 0,99	190	510
Z1	MF	soczew.	16	2	8	54	1025	6450	do 0,99	80	525
	WJ	soczew.	16	2	8	54	1125	7050	do 0,99	80	525
Z2	MF	soczew.	16	2	8	54	1025	6450	do 0,99	80	525
	WJ	soczew.	16	2	8	54	1125	7050	do 0,99	80	525

## LENTICULAR VERSION

Color temperature	Minimum luminaire power [W]	Maximum luminaire power [W]	Minimum luminous flux [lm]	Maximum luminous flux [lm]
5700K	8	54	1125	7650
4000K	8	54	1125	7650
3000K	8	54	1075	7350
2700K*	8	54	1025	7050
2400K*	8	54	1000	6725
2200K*	8	54	975	6575
1800K*	8	54	825	5575

\*DarkSky Approved

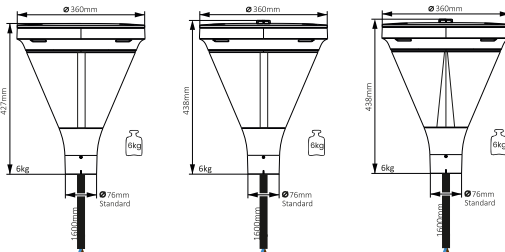
## VERSION MLS

Color temperature	Minimum luminaire power [W]	Maximum luminaire power [W]	Minimum luminous flux [lm]	Maximum luminous flux [lm]
4000K	8	54	975	7650
3000K*	8	54	875	7350

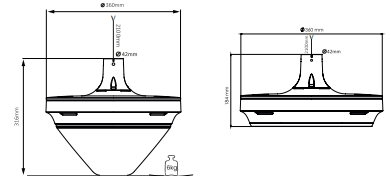
\*DarkSky Approved

## DIMENSIONS

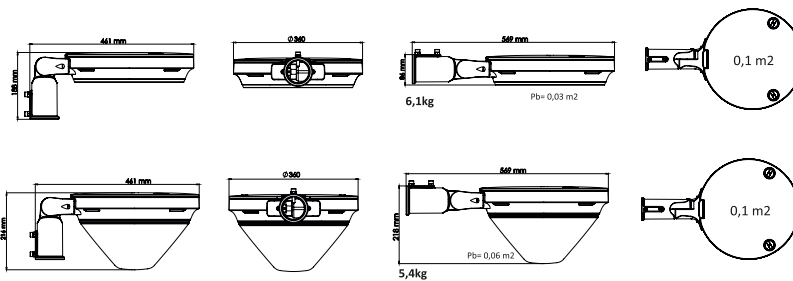
Skver A/F/L



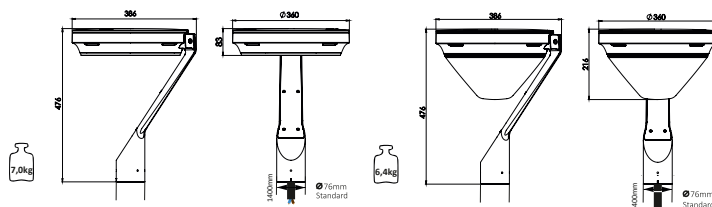
Skver R



Skver Z1



Skver Z2



# SKVER LED

GENERAL FAMILY CARD

## ACCESSORIES AVAILABLE

Index	Name
435515	SKVER Backshield RAL9005
435522	SKVER Canopy pattern 1 RAL9005
421518	SKVER ULR canopy design 2 RAL9005
435478	SKVER fascia fi 60mm
4355461	SKVER fascia fi 48mm
449017	Drilling jig
804427	SKVER R male adapter M20x40 thread (2.5 pitch)
804328	SKVER R male adapter ¾ inch thread x 40 (gas)
804434	SKVER R male adapter 1 inch thread x40 (gas)
804335	SKVER R female adapter ¾ inch thread x 40 (gas)
804441	SKVER R female adapter 1 inch thread x40 (gas)
804618	SKVER R Adjustable handle DarkSky black
804571	SKVER external adapter fi48
804588	SKVER external adapter fi60



SKVER Backshield RAL9005



SKVER Canopy pattern 1 RAL9005



SKVER ULR canopy design 2 RAL9005



Drilling jig



SKVER R male adapter M20x40 thread  
(2.5 pitch)



SKVER R male adapter ¾ inch  
thread x 40 (gas)



SKVER R male adapter 1 inch  
thread x40 (gas)



SKVER R female adapter ¾ inch  
thread x 40 (gas)



SKVER R female adapter 1 inch  
thread x40 (gas)



SKVER external adapter fi48 (804571)



SKVER external adapter fi60 (804588)

# SKVER LED

## GENERAL FAMILY CARD

### GENERAL DATA

<b>Operating temperature range</b>	-40 to +50
<b>Electrical protection class</b>	I and II
<b>Colour temperature</b>	2200 - 5700*
<b>CRI</b>	CRI >70, CRI >80, CRI >90
<b>ULOR</b>	0
<b>Lumen maintenance</b>	L95B10
<b>luminous flux over time</b>	100 000h
<b>Guarantee</b>	5, 10 years or more by by individual arrangement
<b>Control system</b>	Available as an option
<b>Photobiological risk group</b>	RG0
<b>McAdam steps</b>	<4, <5
<b>French law of 27 December 2018.</b>	Compatible with types applications a, b, c, d, e, f, g

\*DarkSky Approved

### MECHANICAL DATA

<b>Mounting method</b>	on an arm, on a pole
<b>Adjustment range</b>	on pole +15° to -30° on boom +30° to -15° DarkSky* + 0° to -10°
<b>Luminaire colour</b>	Black, as an option any RAL colour
<b>Housing</b>	Aluminium injection moulded die-cast, powder-coated powder-coated
<b>Optics</b>	More than 80 available spreads
<b>IK</b>	IK09 / IK10
<b>IP</b>	IP65, IP66
<b>Service access</b>	Tool-free access to the power supply compartment

\* During certification

### ELECTRICAL DATA

<b>Power factor</b>	up to 0.99
<b>Power factor at 50%</b>	up to 0.98
<b>Power supply efficiency</b>	230-240VAC
<b>Supply voltage</b>	202-254VAC
<b>AC supply voltage range</b>	186-250VDC
<b>Maximum number of luminaires per protection:</b>	up to 42 pcs.
<b>ESD</b>	less than 20%
<b>EMC</b>	8/4kV In accordance with standards : EN 55015, EN 61000-3-2, EN 61000-3-3
<b>Inrush current limitation inrush current limitation</b>	yes
<b>Overvoltage protection</b>	I cl - 10kV II cl - 6kV/10kV
<b>Power control</b>	additional up to 20kV
<b>Other</b>	10% - 100% motion detector, scissor disconnecter

### CERTIFICATES AND TESTS

<b>CE mark</b>	Yes
<b>ENEC certificate</b>	Yes
<b>ENEC+ Certificate</b>	Yes
<b>UL certification</b>	Yes
<b>ROHS</b>	Yes
<b>Zhaga D4i</b>	Yes
<b>Vibration tests</b>	Yes
<b>Salt chamber tests</b>	1500h
<b>EPD</b>	Yes
<b>DarkSky Approved</b>	Yes*

### ADDITIONAL INFORMATION

Possibility of powder coating of the optical and electrical compartment, possibility of equipping with a knife-edge connector, possibility of equipping with an additional cable with quick-release coupling, anti-vandal version with stainless steel screws available.


\* DarkSky special items available for ≤3000k with luminaire position adjustment + 0° to -10° and with dimmable driver

\*\* Parameter defined by the type of power supply used

# SKVER LED


## GENERAL FAMILY CARD

### Skver S R 7100lm 840 RM7 WJ IP66 II KL. DALI ZG B 0 IK10 50W



## DARKSKY APPROVED

### Skver S R 7100lm 840 RM7 WJ IP66 II KL. DALI ZG B 0 IK10 50W



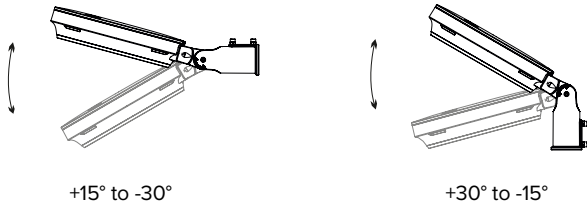


# SKVER LED

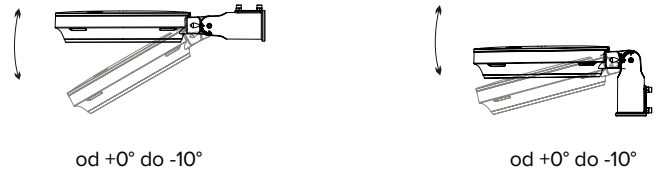
GENERAL FAMILY CARD

## ANGLE ADJUSTMENT

Version Z1



DarkSky Version with 804618 SKVER R Adjustable handle DarkSky



## UNIQUE PARAMETERS

IP66 IK10

## APPLICATION AREAS

- illumination of motorways, motorways, national, provincial, district, municipal and housing estate roads
- illumination of car parks, cycle paths, pedestrian crossings, pavements and other outdoor areas such as squares and private areas
- lighting of non-public estate roads, construction sites and other internal and private areas



## AVAILABLE TECHNOLOGIES



The Skver LED luminaire is compatible with the Zhaga-D4i standard, enabling easy integration with intelligent lighting control systems such as Clue City. The connection to the system offers the possibility to remotely control, monitor and optimise energy consumption. By adjusting brightness and analysing data in real time, it allows the lighting to be adapted to current needs, ensuring efficiency and savings.



The DarkSky Approved is award for companies with outstanding contributions to the development of lighting technologies that reduce light pollution. DarkSky-approved products are distinguished by conservation-oriented design, innovation and the pursuit of harmony between light and the nightscape



Skver LED is not just ordinary lighting - it is a powerful answer to the demands of industrial and marine conditions (C5-M). The Lena C5+ not only illuminates the surroundings, but also effectively addresses the challenges of the marine environment. As evidenced by 1,500 hours of testing under harsh environmental conditions according to international standards.




EPD environmental certification, confirming minimal environmental impact. Thanks to the closed-loop trading system and the calculation of the carbon footprint at each stage of the life cycle, the luminaires can be reused. They stand out for their high durability, resistance to external conditions and compatibility with intelligent control systems.




## LIGHTSHOWERS


All distribution types for all sizes have DarkSky Approval




ASW-R




MLS




RM10




RM11




RM12




RM14



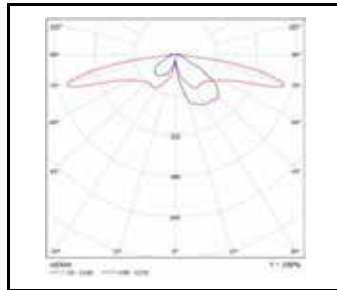
RM18




RM19




RM19-R



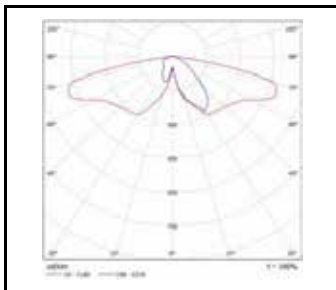
RM19-X




RM3




RM5




RM7



RM8



RM9




RW10

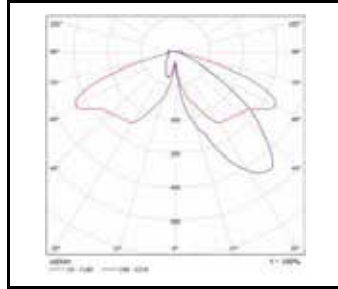
## GENERAL FAMILY CARD

### LIGHTSHOWERS

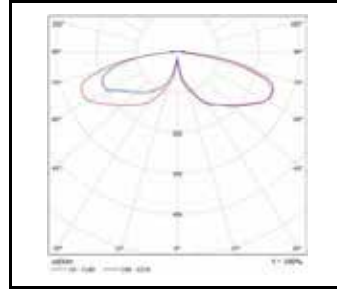
All distribution types for all sizes have DarkSky Approval




RW2




RW4



RW5-R



RW7



RW9