

SKVER LED

GENERAL FAMILY CARD



LENA
LIGHTING

SKVER LED

GENERAL FAMILY CARD



LED CE     220-240V 50/60Hz IP66 IK10     Lena C5+  DarkSky



TECHNICAL SPECIFICATIONS

Degree of tightness:	IP66
Impact resistance:	IK10
Rated luminaire power [W]:	8 - 54
Luminaire luminous flux [lm]:	750 - 8850
Colour temperature [K]:	2200 - 5700*
Colour rendering index (Ra):	CRI >70, CRI >80, CRI >90
Protection class:	I and II
Optics:	More than 80 distributions
Controls:	ON/OFF, IoT, autonomous power reduction, RCR
Body colour:	Black, optionally any RAL colour of your choice
Luminous efficacy of luminaire [lm/W]:	88 - 192
Energy class:	to A
Body material:	Aluminium injected die-cast, painted powder-coated
Lampshade type:	transparent
Lampshade material:	Tempered glass/PC
SDCM:	<4, <5
Socket type:	Optional connectors Zhaga, NEMA 5/7 pin

CHARACTERISTICS

Skver LED is a new generation of LED park-and-ride luminaire. It uses directional multi-lens arrays, made of PMMA, with each lens having the same optics, ensuring the light characteristics remain consistent over time. The design ensures that the luminaire's internal chamber remains sealed. As standard, the luminaire offers tool-free access to the electrical equipment using two independent knobs, which, if desired and to protect against vandalism or uncontrolled opening, can optionally be permanently secured with screws. The top surface of the fixture is completely smooth, with no ribs, recesses, or seams that could trap water or dirt due to the lack of drainage. The body, cover, and handle are made of die-cast aluminum, which is weather-resistant and UV-resistant, and are powder-coated in black as standard. The upper part of the luminaire, has a dedicated hinge. The luminaire allows the replacement of the integrated internal power/light module (made in accordance with the ZhagaBook 13 and ZhagaBook 15 standards) without the use of tools, a quick and convenient service is possible, allowing the replacement of one integrated component without the need to dismantle the entire luminaire and make soldered or screwed connections. No on-site service work is required. Simply replace the module with a spare (accessory) close the luminaire and the service work is then carried out on site: at the luminaire owner's facility or sent back to the manufacturer's service centre. The body and fixture made of die-cast aluminium, powder-coated in black, is characterised by a very high IP66 ingress protection rating and IK10 mechanical impact resistance. Certifications: CE, RoHS, ENEC, ENEC+, Zhaga-D4i, DarkSky for approved product options.

APPLICATION

Park-urban luminaires are a key element in planning the lighting of public spaces, providing not only functionality but also aesthetics and safety. Their appropriate use can significantly improve the quality of life for residents and users of urban areas. You will use park-urban luminaires in places such as parks, squares, alleys, public gardens and streets, wherever the argument is for lighting to improve safety and the aesthetics of the surroundings.

City parks: will enhance the natural beauty of the park, for evening walks, picnics and other recreational activities, while increasing safety and preventing vandalism and encouraging people to spend more time outdoors. Public amenities: placed in health facilities, schools, shopping centres or at bus stops, they will make it easier for people to move around these places providing a sense of security.

In public gardens, including botanical gardens, arboretums or themed gardens, they enhance the beauty of the vegetation and architecture of the garden. Streets and pavements: improve visibility on the road, which contributes to safety and visibility for pedestrians and drivers. Recreational areas: sports fields, playgrounds or cycle paths enable these areas to be used even after dark. Surrounding public buildings: used around town halls, libraries or municipal offices, they will highlight the unique architectural and historical features of the buildings.

SKVER LED

GENERAL FAMILY CARD

4000K

Variant	Type lampshade	Type distribution	LED	Module LED	Min. power of luminaire [W]	Maximum luminaire power [W]	Minimum flux lm	Maximum flux lm	Factor power	Minimum current per diode [mA]	Maximum current per diode [mA]
A / F / L		MLS	112	1	19	50	2625	6600	to 0,99	50	150
		lens	16	2	10	50	1375	6900	to 0,99	80	510
R	MF	MLS	112	1	19	50	2400	6100	to 0,99	50	150
	WJ	lens	16	2	19	50	2850	6900	to 0,99	190	510
Z1	MF	MLS	112	1	8	54	975	6625	to 0,99	25	160
	WJ	lens	16	2	8	54	1225	7650	to 0,99	80	525
Z2	MF	MLS	112	1	8	54	975	6625	to 0,99	25	160
	WJ	lens	16	2	8	54	1225	7650	to 0,99	80	525

3000K

Variant	Type lampshade	Type distribution	LED	Module LED	Min. power of luminaire [W]	Maximum luminaire power [W]	Minimum flux lm	Maximum flux lm	Factor power	Minimum current per diode [mA]	Maximum current per diode [mA]
A / F / L		MLS	112	1	19	50	2350	6325	to 0,99	50	150
		lens	16	2	10	50	1325	6625	to 0,99	80	510
R	MF	MLS	112	1	19	50	2150	5850	to 0,99	50	150
	WJ	lens	16	2	19	50	2725	6625	to 0,99	190	510
Z1	MF	MLS	112	1	8	54	875	6350	to 0,99	25	160
	WJ	lens*	16	2	8	54	1175	7350	to 0,99	80	525
Z2	MF	MLS	112	1	8	54	875	6350	to 0,99	25	160
	WJ	lens*	16	2	8	54	1175	7350	to 0,99	80	525

2700K

Variant	Type lampshade	Type distribution	LED	Module LED	Min. power of luminaire [W]	Maximum luminaire power [W]	Minimum flux lm	Maximum flux lm	Factor power	Minimum current per diode [mA]	Maximum current per diode [mA]
A / F / L		lens	16	2	10	50	1250	6350	to 0,99	80	510
R	MF	lens	16	2	19	50	2300	5800	to 0,99	190	510
	WJ	lens	16	2	19	50	2625	6350	to 0,99	190	510
Z1*	MF	lens	16	2	8	54	1025	6450	to 0,99	80	525
	WJ	lens	16	2	8	54	1125	7050	to 0,99	80	525
Z2*	MF	lens	16	2	8	54	1025	6450	to 0,99	80	525
	WJ	lens	16	2	8	54	1125	7050	to 0,99	80	525

*DarkSky for approved product options

LENS VERSION

Color temperature	Minimum luminaire power [W]	Maximum luminaire power [W]	Minimum luminous flux [lm]	Maximum luminous flux [lm]
5700K	8	54	1125	7650
4000K	8	54	1125	7650
3000K*	8	54	1075	7350
2700K*	8	54	1025	7050
2400K*	8	54	1000	6725
2200K*	8	54	975	6575
1800K*	8	54	825	5575

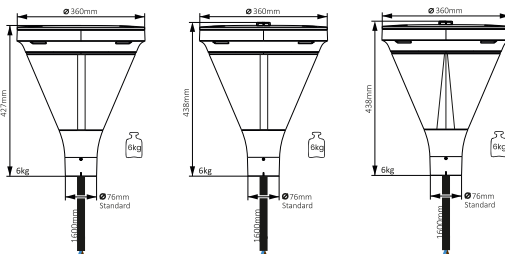
*DarkSky for approved product options

VERSION MLS

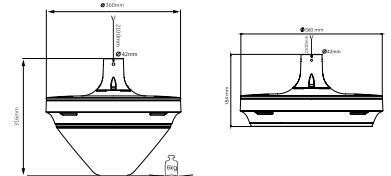
Color temperature	Minimum luminaire power [W]	Maximum luminaire power [W]	Minimum luminous flux [lm]	Maximum luminous flux [lm]
4000K	8	54	975	7650
3000K	8	54	875	7350

DIMENSIONS

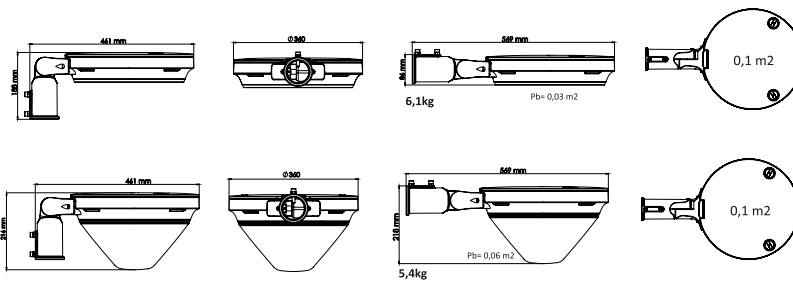
Skver A/F/L



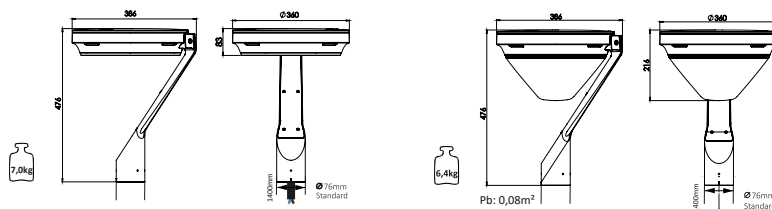
Skver R



Skver Z1



Skver Z2



SKVER LED

GENERAL FAMILY CARD

ACCESSORIES AVAILABLE

Index	Name
435515	SKVER Backshield RAL9005
435522	SKVER Canopy pattern 1 RAL9005
421518	SKVER ULR canopy design 2 RAL9005
435478	SKVER fascia fi 60mm
4355461	SKVER fascia fi 48mm
449017	Drilling jig
804427	SKVER R male adapter M20x40 thread (2.5 pitch)
804328	SKVER R male adapter ¾ inch thread x 40 (gas)
804434	SKVER R male adapter 1 inch thread x40 (gas)
804335	SKVER R female adapter ¾ inch thread x 40 (gas)
804441	SKVER R female adapter 1 inch thread x40 (gas)
804618	SKVER R Adjustable handle DarkSky black
804571	SKVER external adapter fi48
804588	SKVER external adapter fi60



SKVER Backshield RAL9005



SKVER Canopy pattern 1 RAL9005



SKVER ULR canopy design 2 RAL9005



Drilling jig



SKVER R male adapter M20x40 thread
(2.5 pitch)



SKVER R male adapter ¾ inch
thread x 40 (gas)



SKVER R male adapter 1 inch
thread x40 (gas)



SKVER R female adapter ¾ inch
thread x 40 (gas)



SKVER R female adapter 1 inch
thread x40 (gas)



SKVER external adapter fi48 (804571)



SKVER external adapter fi60 (804588)

SKVER LED

GENERAL FAMILY CARD

GENERAL DATA

Operating temperature range	-40 to +50
Electrical protection class	I and II
Colour temperature	2200 - 5700*
CRI	CRI >70, CRI >80, CRI >90
ULOR	0
Lumen maintenance	L95B10
luminous flux over time	100 000h
Guarantee	5, 10 years or more by by individual arrangement
Control system	Available as an option
Photobiological risk group	RG0
McAdam steps	<4, <5
French law of 27 December 2018.	Compatible with types applications a, b, c, d, e, f, g

*DarkSky Approved
with 3000K CCT or lower

MECHANICAL DATA

Mounting method	on an arm, on a pole
Adjustment range	on pole +15° to -30° on boom +30° to -15° DarkSky* + 0° to -10°
Luminaire colour	Black, as an option any RAL colour
Housing	Aluminium injection moulded die-cast, powder-coated powder-coated
Optics	More than 80 available spreads
IK	IK09 / IK10
IP	IP65, IP66
Service access	Tool-free access to the power supply compartment

* During certification

ELECTRICAL DATA

Power factor	up to 0.99
Power factor at 50%	up to 0.98
Power supply efficiency	230-240VAC
Supply voltage	202-254VAC
AC supply voltage range	186-250VDC
Maximum number of luminaires per protection:	up to 42 pcs.
ESD	less than 20%
EMC	8/4kV In accordance with standards : EN 55015, EN 61000-3-2, EN 61000-3-3
Inrush current limitation inrush current limitation	yes
Overvoltage protection	I cl - 10kV II cl - 6kV/10kV
Power control	additional up to 20kV
Other	10% - 100% motion detector, scissor disconnecter

CERTIFICATES AND TESTS

CE mark	Yes
ENEC certificate	Yes
ENEC+ Certificate	Yes
UL certification	Yes
ROHS	Yes
Zhaga D4i	Yes
Vibration tests	Yes
Salt chamber tests	1500h
EPD	Yes
DarkSky Approved	Yes*

ADDITIONAL INFORMATION

Possibility of powder coating of the optical and electrical compartment, possibility of equipping with a knife-edge connector, possibility of equipping with an additional cable with quick-release coupling, anti-vandal version with stainless steel screws available.


* DarkSky Approved Ordering Codes for available options

** Parameter defined by the type of power supply used

SKVER LED


GENERAL FAMILY CARD

Skver S R 7100lm 840 RM7 WJ IP66 II KL. DALI ZG B 0 IK10 50W



DARKSKY APPROVED

Skver S Z1DS 7100lm 830 RM7 MF IP66 II KL. DALI ZG B 0 IK10 50W

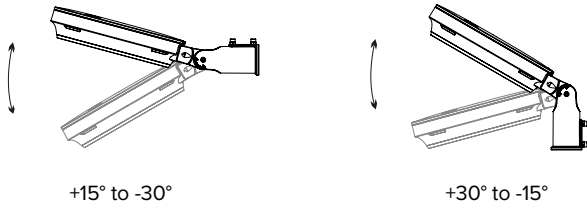


SKVER LED

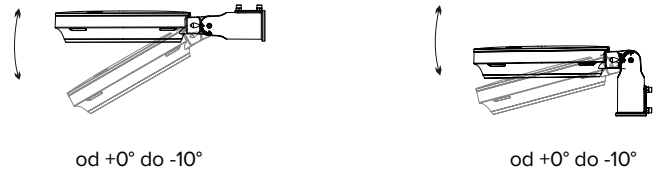
GENERAL FAMILY CARD

ANGLE ADJUSTMENT

Version Z1



DarkSky Version with 804618 SKVER R Adjustable handle DarkSky



UNIQUE PARAMETERS

IP66 IK10

APPLICATION AREAS

- illumination of motorways, motorways, national, provincial, district, municipal and housing estate roads
- illumination of car parks, cycle paths, pedestrian crossings, pavements and other outdoor areas such as squares and private areas
- lighting of non-public estate roads, construction sites and other internal and private areas



AVAILABLE TECHNOLOGIES



The Skver LED luminaire is compatible with the Zhaga-D4i standard, enabling easy integration with intelligent lighting control systems such as Clue City. The connection to the system offers the possibility to remotely control, monitor and optimise energy consumption. By adjusting brightness and analysing data in real time, it allows the lighting to be adapted to current needs, ensuring efficiency and savings.



The DarkSky Approved is award for companies with outstanding contributions to the development of lighting technologies that reduce light pollution. DarkSky-approved products are distinguished by conservation-oriented design, innovation and the pursuit of harmony between light and the nightscape




Skver LED is not just ordinary lighting - it is a powerful answer to the demands of industrial and marine conditions (C5-M). The Lena C5+ not only illuminates the surroundings, but also effectively addresses the challenges of the marine environment. As evidenced by 1,500 hours of testing under harsh environmental conditions according to international standards.




EPD environmental certification, confirming minimal environmental impact. Thanks to the closed-loop trading system and the calculation of the carbon footprint at each stage of the life cycle, the luminaires can be reused. They stand out for their high durability, resistance to external conditions and compatibility with intelligent control systems.


LIGHTSHOWERS




ASW-R




MLS




RM10




RM11




RM12




RM14



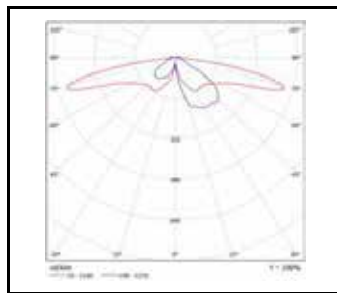
RM18




RM19




RM19-R




RM19-X




RM3




RM5




RM7



RM8



RM9




RW10

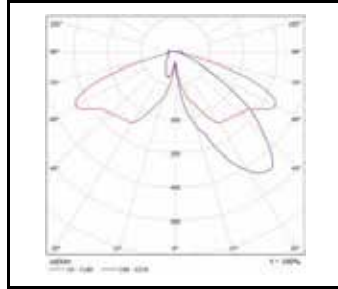
SKVER LED

GENERAL FAMILY CARD

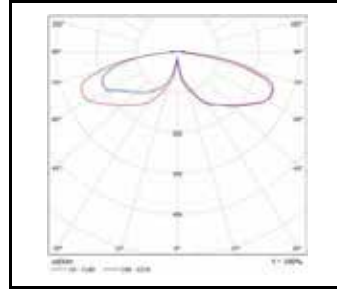
LIGHTSHOWERS




RW2




RW4



RW5-R



RW7



RW9