




## Product Description









A wall-mounted touch panel designed to operate with Hytronik range of Bluetooth products. 6 programmable scene are provided, as well as brightness and tunable white control. In addition, we have added "sensor take over" button and "clean mode" button for better use experience. The HBP02 is programmable using Lena Lighting Clue app.



### App Features

-  Floorplan feature to simplify project planning
-  Grouping luminaires via mesh network
-  Scenes
-  Compatible with EnOcean BLE switches
-  Schedule to run scenes based on time and date
-  Astro timer (sunrise and sunset)
-  Device firmware update over-the-air (OTA)
-  Offline commissioning
-  Different permission levels via authority management
-  Network sharing via QR code or keycode
-  Remote control via gateway support HBGW01
-  Interoperability with Hytronik Bluetooth product portfolio
-  Continuous development in progress...

### Hardware Features

-  Mains powered
-  Designed for electrical box/junction box
-  Keep real time for up to 7-8 weeks against power failure
-  Manual adjustment: on/off, dim and color tuning
-  Manual/Auto display screen brightness adjustment
-  Touch screen with vibration/beeper/LED indication
-  Clean mode/Screen lock time
-  5-year warranty

\* Certain scenes which require external photocell can be achieved by using together with Hytronik Bluetooth sensors, such as HBR29, HCD038/BT + sensor head etc.





Fully support EnOcean self-powered switch module PTM215B (HBES01/W & HBES01/B)

**LENA LIGHTING** | Clue<sup>®</sup>


---


Smartphone app for both  
iOS & Android platform






Web app/platform:  
[www.iot.koolmesh.com](http://www.iot.koolmesh.com)



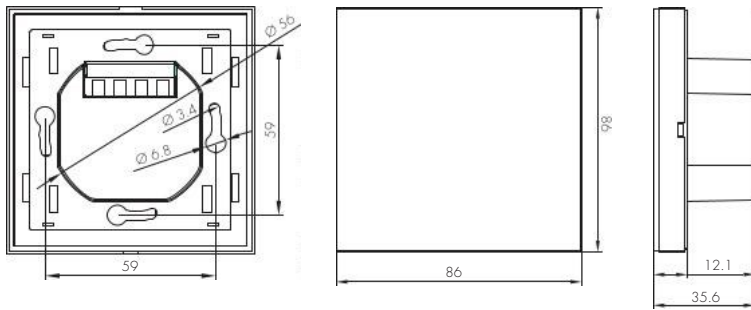


## Technical Specifications

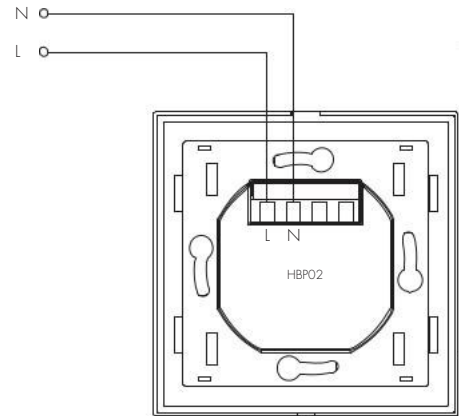
Bluetooth Transceiver	
Operation frequency	2.4 GHz - 2.483 GHz
Transmission power	4 dBm
Range (Typical indoor)	10~30m
Protocol	 Bluetooth® 5.0 SIG Mesh
Environment	
Operation temperature	Ta: -20°C ~ +50°C
Relative humidity	20% ~ 90%
IP rating	IP20

Input Characteristics	
Operating voltage	220~240VAC 50/60Hz
Stand-by power	<1.5W
Safety & EMC	
EMC standard (EMC)	EN55015, EN61000, EN61547
Safety standard (LVD)	EN60669-1/-2-1 AS/NZS60669-1/-2-1
RED	EN300328, EN301489-1/-17
Certification	CB, CE, EMC, RED, RCM

## Mechanical Structure & Dimensions



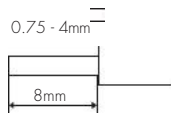
## Wiring Diagram



## Wire Preparation




Rising clamp terminal.



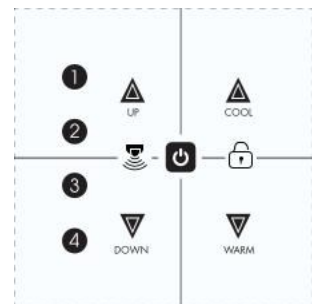
To make or release the wire from the terminal, use a screwdriver to push down the button.

## Operation



### ① ② ③ ④ Scene Recall

Scenes are simply programmed using the App. Create and name the scenes using the scenes menu, and then assign the scenes to buttons ① ② ③ ④ from the device settings menu.





### Senser take over

Press this button to quit manual override mode (Sensors will take over the control).



### Clean Mode

Long press this button for more than 5s to go to clean mode (during this clean mode, the touch panel screen will be locked and does not respond to any touch), it will quit automatically after 1 min.



### The ON/OFF button has a configurable response via the App.

Permanent OFF (Occupancy sensor disabled).

Turning off via the ON/OFF button will suspend the entire system, including occupancy sensor. Pressing this button again will resume the last automatic profile selected, or pressing any other button on the control panel will wake up the system.

### Touch Indications

Three methods for successful touch indications:

Vibration / Beeper / LED indicator

User can select any one, two or all of them to indicate successful touch on HBPO2 in the App.

### Real-time Sustainability

The touch panel HBPO2 can keep the time running for up to 7-8 weeks against power failure.

## Additional Information / Documents

1. To learn more about detailed product features/functions, please refer to [www.hytronik.com/download->knowledge->Introduction of App Scenes and Product Functions](http://www.hytronik.com/download->knowledge->Introduction of App Scenes and Product Functions)
2. Regarding precautions for Bluetooth product installation and operation, please kindly refer to [www.hytronik.com/download/knowledge->Bluetooth Products - Precautions for Product Installation and Operation](http://www.hytronik.com/download/knowledge->Bluetooth Products - Precautions for Product Installation and Operation)
3. Data sheet is subject to change without notice. Please always refer to the most recent release on [www.hytronik.com/products/bluetooth technology ->Bluetooth Accessories](http://www.hytronik.com/products/bluetooth technology ->Bluetooth Accessories)
4. Regarding Hytronik standard guarantee policy, please refer to [www.hytronik.com/download/knowledge->Hytronik Standard Guarantee Policy](http://www.hytronik.com/download/knowledge->Hytronik Standard Guarantee Policy)