



Lighting solutions **for commercial facilities**

360-degree holistic offer

100%

Made in Poland

We are a lighting manufacturer with 34 years of presence on the market, which is why we know everything about luminaires and lighting systems: we design, comprehensively test and manufacture them. We combine practice with modernity.

Lena Lighting S.A. has for 34 years been one of the lighting market leaders in Poland. Based on 100% Polish capital, the company designs, constructs and manufactures professional lighting solutions. It is one of the largest companies and one of the most recognised brands in the region of Greater Poland, where its headquarters and production facilities are located.

The company has been listed on the main market of the Warsaw Stock Exchange since 2005. By developing exports to 70 countries around the world, it has achieved the position of an undisputed leader of professional luminaire exporters among Polish manufacturers.

34+

years of experience



Our production lines are constantly developed and modernised.

Środa Wielkopolska



How much can you re- duce **energy** **consump-** **tion?**

Rising energy prices and the excessive emission of greenhouse gases are the two basic aspects that encourage investors to seek economic and ecological solutions.

According to calculations, about 50% of energy consumption in offices in the European Union is generated by lighting. This is a significant percentage that can be greatly reduced.

By focusing on energy-efficient lighting, additionally supported by modern control systems, you will get measurable benefits in the form of lower electricity bills, reduction of CO₂ emission and return on investment even within a year!



60%

**Lower electricity bills
in your shop**



See how much the above actions will reduce electricity consumption.

Why LED lighting is better?

What you will gain:



01 / 05

Energy-saving LED lighting

55 to 86% lower electricity consumption

Thanks to energy-saving LED lighting, you can reduce your electricity consumption up to 86% and lower your bills.



02 / 05

Significant reduction of CO₂ emissions

Care and responsibility for the environment

Our decisions are important. Together we can make a better world.



03 / 05

Lighting control

It provides lighting adapted to current demand.

You will be able to control the lighting so that is delivered in an optimal amount, in a specific place and time – exactly where it is needed.



04 / 05

Durability and quality of lighting

Lower re-purchase, service and maintenance costs.

Thanks to the incomparably greater durability, you will reduce the costs of re-purchase, service or maintenance of lighting.



05 / 05

Health and well-being

Light that is friendly to the eyes and regulates the natural biorhythm.

You will provide light that is friendly to the eyes and human health, plus you will increase the safety and efficiency of work and rest. You will adjust the luminous flux and the colour of lighting so that they correspond to the natural biorhythm of man.



General

Linear systems

Linea S LED	12
Linea 3 LED	16
Linea 2 LED	20
Industry 2 LED	21
Industry IP40 LED	22
Mimo 2 LED	23
Tube LED EVO 2	24
Baris 40 LED	26
Baris 52 LED	27
Baris 52 LED Square	30

Downlights

DLN 220 LED Evo	32
Nectra LED Plus	33

Coffers

Plano LED Evo	34
Baris 52 LED SM	36
Madera 3 LED	37
SQ 300 LED Plus	38

Bulkheads

Dione LED Plus	42
Dione LED Plus Multi	43

Display lighting

Projectors

EXPO Adjust	46
Expo Adjust Shop	48
Expo LED 2 / Mini	52
Expo LED 3 Mini	53

Downlights

SQ 160 LED Plus	54
SQ 100 LED Plus	55
RQ 160 LED Plus	56
Swing LED Evo	57

Architectural luminaires

Piatto 610	58
Piatto 340	59
Solanto	60
Sizzano	63
Lungo LED	66
Capella LED Plus	67

Emergency lighting

Dot CS LED	70
Safelite	71

Exterior lighting

Street and car park lighting

Astra LED	74
Quest 2 LED	78

Aisle lighting

Mitra LED	82
Leo Park LED	83

Bactericidal and virucidal luminaires	84
---------------------------------------	----

Clue ⁱⁿ lighting control system	90
--	----

Technical designations

Luminous efficiency	max. 178 lm/W
Ingress protection	IP66
Impact resistance class	IK10
Protection class 1/2/3/	I, II, III



ALL OUR PRODUCTS MEET THE REQUIREMENTS OF THE EUROPEAN UNION'S DECLARATION

Luminaire parameters are given with tolerance permitted by the standard. The manufacturer reserves the right to change the parameters of the product not for the worse, in the course of its improvement, and to make design changes or upgrade the product. Materials presented in the booklet are not a commercial offer. The complete, current offer of Lena Lighting along with current parameters can be found at www.lenalighting.com.

Date of publication: 07/13/2023

General **lighting**





Linea S LED

max.
167 lm/W IP40 IK06 |


Light source:	LED module
Rated power [W]:	33 - 146
Luminous flux [lm]:	5450 - 23100
Colour temperature [K]:	3000, 4000, 5000

Mounting method: suspended, surface-mounted

Body material:	steel
Body colour:	white
Diffuser material:	PC
Diffuser type:	MATT
Dimensions A/B/C [mm]:	1176/53/45; 1176/53/28; 1176/53/52; 1764/53/45; 1764/53/28; 1764/53/52; 3528/53/28; 3528/53/52; 5292/53/28; 5292/53/53

Distinguishing features:

- Product for creating light lines
- It shines along the entire length of the luminaire
- 4 types of light distribution
- Wide luminous flux range
- Tool-free mounting
- Replaceable light module



Visualisation of the use of the Linea LED S lighting system with Expo Adjust modules.

Linea S LED

Linea S LED – a highly energy-efficient linear luminaire characterised by high luminous efficiency up to 167 lm/W, designed for industrial, warehouse and commercial areas.

do167
lm/W IP40 IK06 |

What distinguishes Linea S luminaires?

- Quick joining of modules into lines
- Luminous efficiency up to 167 lm/W.
- Wide power range from 34 W to 153 W
- Luminous flux 5450 lm – 23100 lm
- Compatible with Clue and HCL control systems
- Tool-free connection of profiles
- LED lifetime > 196,000 h
- Large distance between suspensions (time and material savings)
- Convenient tool-free connection and disconnection of light modules

The unique design of the luminaire allows the product to be used in a variety of applications, offering a very convenient installation. Linea S luminaires can be quickly connected in lines of any length with no tools needed.




Clicked-in light module

Light modules in their basic version or in the form of reflectors or emergency modules are clicked into spots on the supporting profile, chosen by the installer.



Various lengths

Three lengths of light modules and three lengths of supporting profiles give the possibility of creating many variants of lines and flexibility in adjusting the lighting to area specificity.



Tool-free access to luminaire interior

The design of the luminaire allows the installer to access the clicked-in luminaire interior quickly and without any tools.



Flexibility in optics selection

Different optics with four light distribution variants and an adjustable colour rendering index (Ra) are available.



Linea 3 LED


max.
144 lm/W IP40 IK06 |

Light source:	LED module
Rated power [W]:	15 - 155
Luminous flux [lm]:	2150 - 21000
Colour temperature [K]:	4000
Mounting method:	suspended, surface-mounted

Body material:	aluminium
Body colour:	grey
Diffuser material:	PC
Diffuser type:	MATT
Dimensions A/B/C [mm]:	1680/52/41; 3360/52/41

Distinguishing features:

- Product for creating light lines
- It shines along the entire length of the luminaire
- 3 types of light distribution
- Wide luminous flux range
- Tool-free mounting
- Replaceable light module



The use of the Linea 3 LED in a large-format store.

Linea 3 LED

Efficient and modern system of light lines dedicated to commercial facilities

max.
144 lm/W IP40 IK06 |


Versatile LED luminaire designed for indoor use, recommended especially for lighting large-format commercial facilities.

Linea 3 Led is a modern system of surface-mounted and suspended lighting line designed in LED technology. The innovative connection system between individual modules and through-wiring enable quick creation of lighting lines.

The design used allows for easy installation and connection to power supply. The aesthetic body – made of an aluminium profile and anodised – provides the luminaire with strength and durability, and the narrow side profile allows installation in hard to reach places.

LEDs from a reputable manufacturer and new LED panels enable very high luminous efficiency. This guarantees that the required lighting level and significant energy savings are achieved.

The optical system is made of UV-resistant PMMA.




Tool-free access

Tool-free detachment of the light module guarantees easy and quick assembly.



Replaceable LED modules

Thanks to the luminaire's design the light module can be replaced without the need to replace the body.



Mounting tolerance

Possibility to arrange the mounting brackets along the entire length of the luminaire – suspension points or anchors in the ceiling can be aligned with the existing mounting holes.



3 types of optics

Thanks to the use of lenses linear lamp is available in three versions – with the beam angles of: 90°, 60°, 45°.



Linea 2 LED


max.
157 lm/W IP20 IK06 |

Light source:	LED module
Rated power [W]:	15 - 153
Luminous flux [lm]:	2250 - 22100
Colour temperature [K]:	4000
Mounting method:	surface, suspended

Body material:	aluminium
Body colour:	grey
Diffuser material:	PC
Diffuser type:	MATT
Dimensions A/B/C [mm]:	1680/52/42; 3360/52/42

Distinguishing features:

- Product for creating light lines
- It shines along the entire length of the luminaire
- 3 types of light distribution
- Wide luminous flux range
- Easy and quick mounting
- Robust aluminium body



Industry 2 LED


max.
161 lm/W IP23 IK07 |

Light source:	LED module
Rated power [W]:	45 - 147
Luminous flux [lm]:	6800 - 23600
Colour temperature [K]:	4000
Mounting method:	surface, suspended

Body material:	galvanized steel sheet
Body colour:	grey
Diffuser material:	PC
Diffuser type:	MATT
Dimensions A/B/C [mm]:	1210/137/70, 1490/137/70, 1490/190/70

Distinguishing features:

- High ergonomics and easy mounting
- 3 types of light distribution to choose from
- High luminous efficiency
- Suspended mounting panel
- Body made of galvanized sheet resistant to environmental conditions





Industry IP40 LED


max.
148 lm/W IP40 IK06 |

Light source:	LED module
Rated power [W]:	52 - 118
Luminous flux [lm]:	7600 - 17450
Colour temperature [K]:	4000
Mounting method:	surface, suspended

Body material:	aluminium
Body colour:	grey
Diffuser material:	PC
Diffuser type:	MATT
Dimensions A/B/C [mm]:	1680/52/42

Distinguishing features:

- High efficiency
- Aluminium body
- Fast mounting
- Quality at a good price



Mimo 2 LED


max.
150 lm/W IP66 IK06 ||

Light source:	LED module
Rated power [W]:	13 - 30
Luminous flux [lm]:	2050 - 5000
Colour temperature [K]:	3000; 4000
Mounting method:	surface, suspended

Body material:	PC
Body colour:	white
Diffuser material:	PC
Diffuser type:	MATT
Dimensions A/B/C [mm]:	1230/45/50, 1510/45/50, 670/45/50

Distinguishing features:

- Very high ingress protection
- Low weight – does not weight down the ceiling
- Mounting bracket on the entire length
- Through-wiring versions
- Tool-free connection of cables in just 19 seconds.





Tube LED Evo 2

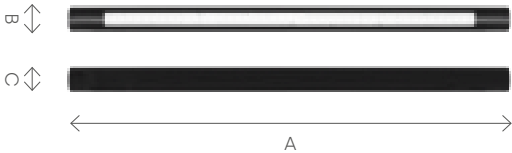
max.
121 lm/W IP65 IK08 I, II

Light source:	LED module
Rated power [W]:	14 - 36
Luminous flux [lm]:	1350 - 4200
Colour temperature [K]:	4000
Mounting method:	surface, suspended

Body material:	PC
Body colour:	grey, black
Diffuser material:	PC
Diffuser type:	transparent lens
Dimensions A/B/C [mm]:	785/45/42/, 1065/45/42/, 1346/45/42, 1626/45/42

Distinguishing features:

- Modern design
- High ingress protection
- High impact resistance
- Versatility of use both in the office and in larger commercial and industrial facilities
- Slim design – elegant and matching any interior



Visualisation of the use of the Tube LED Evo luminaire



Baris 40 LED

PZH



max.
131 lm/W

IP44 / IP20

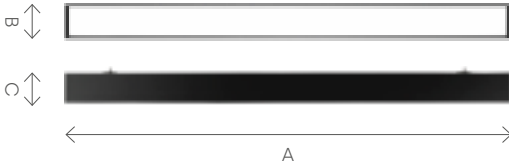
|

Light source:	LED module
Rated power [W]:	16 - 50
Luminous flux [lm]:	1300 - 5900
Colour temperature [K]:	3000; 4000
Mounting method:	surface, suspended

Body material:	aluminium
Body colour:	grey, white, black
Diffuser material:	PS
Diffuser type:	OPAL, PRM
Dimensions A/B/C [mm]:	1140/53/40/, 1421/53/40, 579/53/40

Distinguishing features:

- Robust design
- Narrow profile
- High luminous efficiency
- Compact design
- IP44 versions
- Vast selection of version, colour and length of the diffuser



Baris 52 LED



max.
129 lm/W

IP44

IK06


|

Light source:	LED module
Rated power [W]:	14 - 84
Luminous flux [lm]:	1800 - 9600
Colour temperature [K]:	3000; 4000
Mounting method:	suspended, surface-mounted

Body material:	aluminium
Body colour:	grey, white, black
Diffuser material:	PC
Diffuser type:	OPAL
Dimensions A/B/C [mm]:	1143-5623/52/69

Distinguishing features:

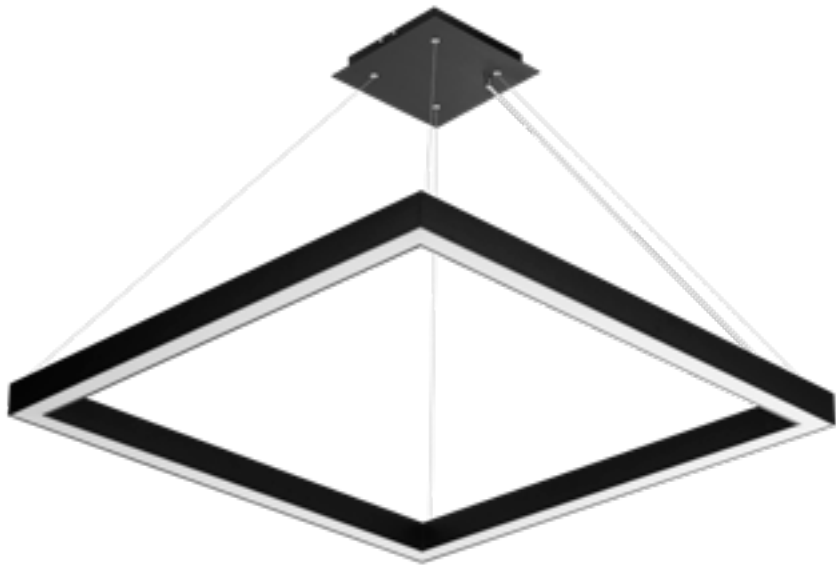
- For creating lines up to 6 meters long without profile joints and up to 25 m with no need to join the diffuser
- Modular design facilitating replacement of components
- Flexibility in matching the luminaire's diffuser version, colour, length (every 14 cm)
- Versions with a louvre limiting the glare effect UGR<19 available
- L, X, T connectors



Baris 52 LED



The use of suspended and surface-mounted versions of the Baris 52 LED luminaire



Baris Square 52 LED

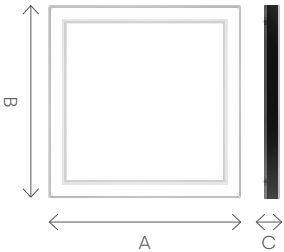
max.
114 lm/W IP40 |

Light source:	LED module
Rated power [W]:	32 - 145
Luminous flux [lm]:	3100 - 15100
Colour temperature [K]:	3000; 4000
Mounting method:	suspended

Body material:	aluminium
Body colour:	grey, white, black
Diffuser material:	PC
Diffuser type:	OPAL, PRM
Dimensions A/B/C [mm]:	1453/1453/69, 1173/1173/69, 893/893/69, 613/613/69

Distinguishing features:

- Robust design
- Narrow profile
- High luminous efficiency
- Four sizes available



Visualization of the use of the Baris 52 LED Square luminaire



DLN 220 LED Evo


max.
122 lm/W IP65 IK08 I

Light source:	LED module
Rated power [W]:	10 - 28
Luminous flux [lm]:	1450 - 3450
Colour temperature [K]:	3000; 4000
Mounting method:	surface mounted

Body material:	powder coated steel, ABS
Body colour:	grey, black
Diffuser material:	PC
Diffuser type:	PRM MAT, PRM
Dimensions A/B [mm]:	ø220/140

Distinguishing features:

- Durable metal body
- High impact resistance
- Very high ingress protection
- Product made in Poland



Nectra LED Plus


max.
126 lm/W IP44 IK08 I,II

Light source:	LED module
Rated power [W]:	5 - 25
Luminous flux [lm]:	500 - 3450
Colour temperature [K]:	3000; 4000
Mounting method:	flush mounted

Body material:	PC, aluminium
Body colour:	white, black
Diffuser material:	PMMA
Diffuser type:	OPAL
Dimensions A/B [mm]:	ø121/67, ø170/69, ø222/70

Distinguishing features:

- Increased ingress protection
- Easy installation
- Low weight
- Branded components with external power supply
- High adaptability possibilities tailored to your needs





Plano LED Evo

UGR<19 version reducing the glare effect available

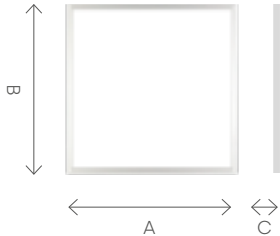
PZH max. 110 lm/W IP40/IP20 IK07 |

Light source:	LED module
Rated power [W]:	30 - 54
Luminous flux [lm]:	3000 - 5700
Colour temperature [K]:	3000; 4000
Mounting method:	flush-mounted, surface-mount- ed

Body material:	aluminium
Body colour:	white
Diffuser material:	PS
Diffuser type:	OPAL, PRM
Dimensions A/B/C [mm]:	595/595/9, 620/620/9, 1195/295/9

Distinguishing features:

- Elegant, minimalist design
- Low (flat) profile
- Low weight
- Rectangular and square versions



The use of the Plano LED Evo luminaire in the Intermarche store in Piekary Śląskie



Baris 52 LED SM



max.
98 lm/W IP44
IP20 IK06 |

Light source:	LED module
Rated power [W]:	9 - 45
Luminous flux [lm]:	850 - 4500
Colour temperature [K]:	3000; 4000
Mounting method:	flush-mounted in modular ceilings

Body material:	aluminium
Body colour:	white, black, grey
Diffuser material:	PC
Diffuser type:	OPAL, PRM
Dimensions A/B/C [mm]:	1193/69/60, 1793/69/60, 593/69/60

Distinguishing features:

- Robust body made of aluminium
- Diffuser: OPAL (soft light) or PRM (glare reduction)
- Complete mounting system for quick and easy installation in modular ceilings.
- High degree of light uniformity SDCM ≤3
- Low weight



Madera 3 LED

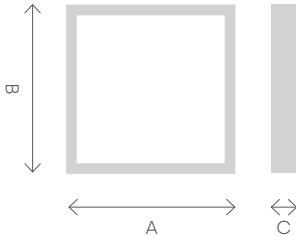
max.
123 lm/W IP44 IK07 |


Light source:	LED module
Rated power [W]:	15 - 41
Luminous flux [lm]:	1800 - 5200
Colour temperature [K]:	3000; 4000
Mounting method:	surface mounted

Body material:	powder coated steel
Body colour:	grey, white, black
Diffuser material:	PS
Diffuser type:	PRM, OPAL
Dimensions A/B/C [mm]:	1170, 310, 480, 620/350, 310, 620, 480, 350/68

Distinguishing features:

- Minimalist design
- Comfortable light and no glare effect
- Available in several colours
- Multitude of mounting options and sizes
- High degree of light uniformity SDCM ≤3





SQ 300 LED Plus

— VD budget version with sequential power supply available

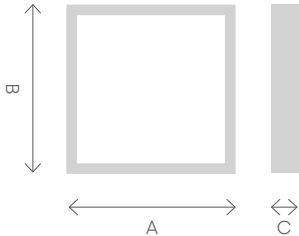
Light source:	LED module
Rated power [W]:	24; 25
Luminous flux [lm]:	2100 - 2800
Colour temperature [K]:	3000; 4000
Mounting method:	surface mounted

Body material:	ABS
Body colour:	white, black
Diffuser material:	PC
Diffuser type:	OPAL
Dimensions A/B/C [mm]:	300/300/58

Distinguishing features:

- Low weight
- Fast, simple installation
- High impact resistance
- High ingress protection class

PZH ^{max.} 96 lm/W IP54 IK08 |



Visualisation of the use of the SQ 300 LED Plus luminaire

Nectra LED



Downlights can be used both inside and outside the building



Dione LED Plus


Standard and vandal-resistant versions available

Light source:	LED module
Rated power [W]:	13 - 30
Luminous flux [lm]:	1350 - 3700
Colour temperature [K]:	3000; 4000
Mounting method:	surface mounted

Body material:	ABS
Body colour:	white
Diffuser material:	PC
Diffuser type:	OPAL
Dimensions A/B [mm]:	ø340/115

Distinguishing features:

- High impact resistance
- Very high ingress protection
- High luminous efficiency
- Branded components




Dione LED Plus Multi

Light source:	LED module
Rated power [W]:	15 - 26
Luminous flux [lm]:	1650 - 2650
Colour temperature [K]:	3000; 4000
Mounting method:	surface mounted

Body material:	ABS
Body colour:	white
Diffuser material:	PC
Diffuser type:	OPAL
Dimensions A/B [mm]:	ø340/115

Distinguishing features:

- High impact resistance
- Very high ingress protection
- Branded components
- High luminous efficiency
- Enables choosing one of three lighting settings available (power and luminous flux)



Display **lighting**






EXPO Adjust

			max. 111 lm/W	IP20	
Light source:	COB LED module		Body material:	aluminium, ABS box	
Rated power [W]:	19 - 37		Body colour:	white, black	
Luminous flux [lm]:	1700 - 3450		Diffuser material:	PC	
Colour temperature [K]:	3000; 4000		Diffuser type:	transparent lens	
Mounting method:	busbar-mounted, sur- face-mounted, flush-mounted		Dimensions A/B/C [mm]:	87/95/99-116	

Distinguishing features:

- In some versions the beam angle can be adjusted (22°-55°) by manually turning the luminaire body, similarly to a lens operation ("zoom")
- Compatible with the busbar system
- Versions with DIMM - DALI control
- No emission of ultraviolet and infrared radiation and a high colour rendering index (Ra>90)



The use of the Expo Adjust system in a beauty supply boutique.




Expo Adjust Shop

			max. 92 lm/W	IP20	
Light source:	COB LED module				
Rated power [W]:	19 - 35				
Luminous flux [lm]:	1950 - 2950				
Colour temperature [K]:	n/a				
Mounting method:	busbar-mounted, sur- face-mounted, flush-mounted				
Body material:	aluminium, ABS box				
Body colour:	white, black				
Diffuser material:	PC				
Diffuser type:	transparent lens				
Dimensions A/B/C [mm]:	87/95/99-116				

Distinguishing features:

- No emission of ultraviolet and infrared radiation
- Version for illuminating jewelry – also dedicated to illuminate displays of other product categories. It is a multi-purpose solution, it helps highlight details, which translates to a better exposition of the product. Colour: 4000K, Ra 90.
- Version for illuminating stands with meat and sausages – products look more appetising and fresh. "Red" colour Ra 90.
- Version for illuminating bread – products are more saturated with colour, which makes them look fresh and appetizing. Colour: 3000K, Ra 90.



The use of the Expo Adjust system for jewellery illumination.



Expo Adjust

Modern projector with a conveniently adjust- able beam angle enabled by the “zoom” function

Expo Adjust – great possibilities in a small, modern design. Energy-saving technology and high luminous efficiency enclosed in a small body with a minimalist design.

The new Expo Adjust luminaire will highlight elements of interior design and furnishing in a truly scenic way. This multi-purpose luminaire referring to fashionable lofts will be a perfect match for all modern commercial spaces and tasteful apartments.

The design of the luminaire, by Jakub Zarzyński, has been made with modern rooms in mind, where light constitutes a tool for creating the interior and spatial atmosphere. The small design of Expo Adjust embodies impressive-performance technology.

This high-quality aluminium projector with a LED light source offers luminous efficiency of up to 111 lm/W, which is an unparalleled result in this product category. The

amazing efficiency has been additionally combined with a very high colour rendering index (Ra> 90).

It is an ideal solution wherever the highest quality of light and maintaining energy efficiency are expected. It is worth emphasising that the extraordinary lighting possibilities are contained in a small-size luminaire, which is also very solid and durable. The designer focused on high quality materials and details, thanks to which the luminaire has been given a loft look.



“Zoom” function

The beam angle can be adjusted (22°55°) by manually turning the luminaire body, similarly to a lens operation (“zoom”).



Adjustable

The luminaire itself can be rotated horizontally (335°) and vertically (125°). This allows for adjusting the direction of the light.



Design and details

An optional gold ring finish allows the projector to match the Piatto LED and Lungo LED family of luminaires.



DALI control

Automation and convenient lighting management allow for its more optimal use.



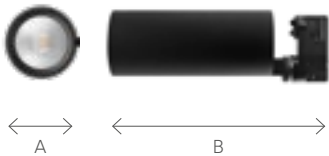
Expo LED 2

— "Mini" versions available

Light source:	COB LED module	Body material:	aluminium, ABS box
Rated power [W]:	10 - 37	Body colour:	white, black
Luminous flux [lm]:	1100 - 4350	Diffuser material:	PC
Colour temperature [K]:	3000; 4000	Diffuser type:	reflector
Mounting method:	busbar-mounted	Dimensions A/B [mm]:	107/225

Distinguishing features:

- No emission of ultraviolet and infrared radiation
- High colour rendering index
- Three beam angles
- High luminous efficiency
- High durability



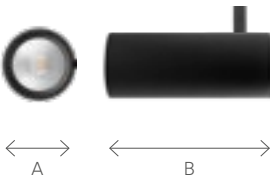
Expo LED 3 Mini

max. 111 lm/W IP20 ⓘ

Light source:	COB LED module	Body material:	aluminium
Rated power [W]:	9 - 22	Body colour:	white, black
Luminous flux [lm]:	1046 - 2950	Diffuser material:	reflector
Colour temperature [K]:	3000, 4000	Diffuser type:	aluminium
Mounting method:	busbar-mounted	Dimensions A/B [mm]:	86/185

Distinguishing features:

- Compatible with the track system
- No emission of ultraviolet and infrared radiation
- High color rendering index (Ra>90)





SQ 160 LED Plus



max.
117 lm/W IP33 IK08 I, II

Light source:	LED module
Rated power [W]:	17
Luminous flux [lm]:	1700 - 2200
Colour temperature [K]:	3000; 4000
Mounting method:	surface mounted

Body material:	ABS
Body colour:	white, matte black
Diffuser material:	PC
Diffuser type:	MAT, PRM, OPAL
Dimensions A/B/C [mm]:	162/162/86

Distinguishing features:

- Low weight
- 3 types of diffuser with different optics
- Product made in Poland
- Homogeneous body (without additional surface-mounted boxes)



SQ 100 LED Plus


max.
102 lm/W IP33 IK08 II

Light source:	LED module
Rated power [W]:	6
Luminous flux [lm]:	590; 630
Colour temperature [K]:	3000; 4000
Mounting method:	surface mounted

Body material:	ABS
Body colour:	white
Diffuser material:	PC
Diffuser type:	MATT
Dimensions A/B/C [mm]:	108/108/85

Distinguishing features:

- Low weight
- homogeneous body (without additional surface-mounted boxes)
- Product made in Poland
- Compact, classic design





RQ 160 LED Plus



max.
117 lm/W IP33 IK08 II

Light source:	LED module
Rated power [W]:	17
Luminous flux [lm]:	1700 - 2200
Colour temperature [K]:	3000; 4000
Mounting method:	surface mounted

Body material:	ABS
Body colour:	white
Diffuser material:	PC
Diffuser type:	MAT, PRM, OPAL
Dimensions A/B [mm]:	ø166/86

Distinguishing features:

- Low weight
- Homogeneous body (without additional surface-mounted boxes)
- Product made in Poland
- 3 types of diffuser with different optics



Swing LED Evo


max.
127 lm/W IP40/IP20 I

Light source:	LED module
Rated power [W]:	8 - 29
Luminous flux [lm]:	850 - 3000
Colour temperature [K]:	3000; 4000
Mounting method:	flush mounted

Body material:	ABS
Body colour:	white
Diffuser material:	PC
Diffuser type:	PRM
Dimensions A/B [mm]:	ø178/163

Distinguishing features:

- Unique look
- Modern, elegant design
- Frameless design
- Various beam angles
- Light vertical adjustment up to 30 degrees
- Light horizontal adjustment up to 355 degrees





Piatto 610


max.
76 lm/W IP20 |

Light source:	LED module
Rated power [W]:	28 - 45
Luminous flux [lm]:	2050 - 3200
Colour temperature [K]:	3000; 4000
Mounting method:	surface, suspended

Body material:	powder-coated aluminium
Body colour:	white-gold, black-silver, black-gold
Diffuser material:	HIPS, PMMA
Diffuser type:	OPAL
Dimensions A/B [mm]:	ø610/150, ø610/150

Distinguishing features:

- Elegant design
- Decorative style
- Minimalist design
- Fashionable colour combinations



Piatto 340

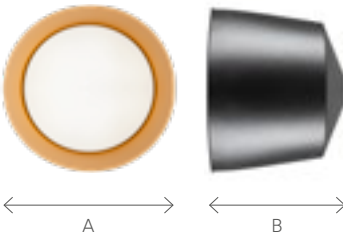
max.
60 lm/W IP20 |

Light source:	LED module
Rated power [W]:	9
Luminous flux [lm]:	520; 560
Colour temperature [K]:	3000; 4000
Mounting method:	suspended

Body material:	powder-coated aluminium
Body colour:	white-gold, black-silver, black-gold
Diffuser material:	PC
Diffuser type:	OPAL
Dimensions A/B [mm]:	ø340/280

Distinguishing features:

- Elegant design
- Decorative style
- Minimalist design
- Fashionable colour combinations





Solanto

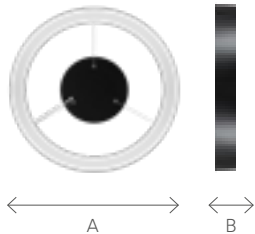
max.
94 lm/W IP20 |

Light source:	LED module
Rated power [W]:	30 - 53
Luminous flux [lm]:	3100 - 6100
Colour temperature [K]:	3000; 4000
Mounting method:	surface, suspended

Body material:	PS
Body colour:	white, black
Diffuser material:	PMMA
Diffuser type:	OPAL
Dimensions A/B [mm]:	ø602/32, ø602/68, ø900/32, ø900/68, ø1200/32

Distinguishing features:

- Elegant design
- Decorative style
- Minimalist design
- Fashionable colour combinations



The use of the Solanto luminaire.



Visualisation of the use of the Sizzano luminaire in modern interiors




reddot winner 2022

Sizzano

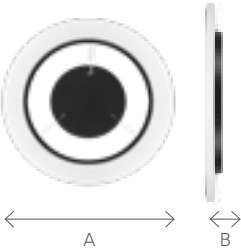
max.
105 lm/W IP40 |

Light source:	LED module
Rated power [W]:	21-37, 32-55
Luminous flux [lm]:	2000 - 3800, 3100 - 5600
Colour temperature [K]:	3000; 4000
Mounting method:	suspended

Body material:	PS
Body colour:	white
Diffuser material:	PMMA
Diffuser type:	OPAL
Dimensions A/B [mm]:	630/50, 970/80

Distinguishing features:

- Elegant design
- Impact-resistant rotationally moulded diffuser
- Inner flange in black or any colour from the RAL palette
- Fashionable colour combinations



Comprehensive lighting system



"Natura" confectionery shop in Poznań – the use of Expo LED 2, Baris 40 LED, Piatto LED luminaires



Lungo LED

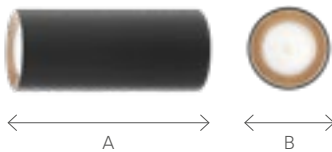
max.
95 lm/W IP65 IK10 |

Light source:	LED module
Rated power [W]:	10
Luminous flux [lm]:	825; 860
Colour temperature [K]:	3000; 4000
Mounting method:	suspended, surface-mounted

Body material:	aluminium
Body colour:	White, black-gold
Diffuser material:	PMMA
Diffuser type:	PRM
Dimensions A/B [mm]:	145/Ø60, 250/Ø60,

Features:

- Elegant design
- Decorative style
- Minimalist design
- Fashionable colour combinations
- Durable aluminium body
- Focused beam of light



Capella LED Plus


max.
103 lm/W IP65 IP54 IP20 IK07
IK06 ||

Light source:	LED module
Rated power [W]:	11 - 26
Luminous flux [lm]:	950 - 2450
Colour temperature [K]:	3000; 4000
Mounting method:	suspended

Body material:	ABS
Body colour:	white, red, black
Diffuser material:	PC
Diffuser type:	OPAL
Dimensions A/B [mm]:	ø320/177

Distinguishing features:

- High impact resistance
- Very high ingress protection
- High aesthetic value
- Branded components
- Compatibility with IoT components



Emergency **lighting**





Dot CS LED

Flush-mounted version available

IP65 IK08 II

Light source:	LED module
Rated power [W]:	1; 2
Luminous flux [lm]:	140; 260
Colour temperature [K]:	5000


Body material:	PC
Body colour:	white
Diffuser material:	PMMA
Diffuser type:	transparent

Mounting method: surface mounted

Dimensions A/B [mm]: ø140/40

Distinguishing features:

- Auto-testing mode
- Very high ingress protection
- Backup time: 1 or 3 hours
- 3 types of light distribution
- Two types: N or NM
- Autonomous emergency luminaire



Safelite

IP65 IK08 II

Light source:	LED module
Power [W]:	1.2; 3.2
Luminous flux [lm]:	100; 250
Colour temperature [K]:	4000


Body material:	PC
Body colour:	white
Diffuser material:	PC
Diffuser type:	PRM

Mounting method: surface-mounted, flush-mounted

Dimensions A/B [mm]: 270/119, 371/170

Distinguishing features:

- high ingress protection – IP65
- Operating mode: emergency or emergency-network
- Autonomy: 1h/3h



Industrial and warehouse **warehouses**





Astra LED

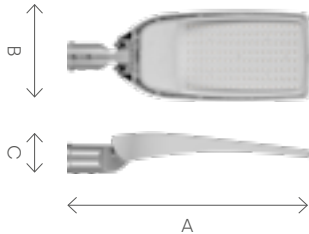
Basic version and VD budget version with sequential power supply available

Light source:	LED module	Body material:	PP+FG
Rated power [W]:	17 - 98	Body colour:	grey
Luminous flux [lm]:	2100 - 12800	Diffuser material:	PC
Colour temperature [K]:	3000, 4000, 5700	Diffuser type:	transparent lens
Mounting method:	Side to bracket or top to pole	Dimensions A/B/C [mm]:	640/233/113

Distinguishing features:

- Compact dimensions
- SP10kV surge protection
- H07RN-F cable, 0.7 m long
- Sealed IP66 quick coupler
- Energy efficiency

max.
153 lm/W IP66 IK08 I,II



The use of the Astra LED luminaire in the parking lot in front of the "Reduta" Shopping Mall in Warsaw

— Astra LED **family**

**Modern and cost-efficient
street and car park luminaires**

max.
153 lm/W IP66 IK08 I, II

Astra LED is a luminaire characterised by high luminous efficiency and equipped with a modern and energy-saving, integrated LED light module.

Thanks to the use of a tight quick connector and a power cable connected to the luminaire, its assembly is quick and efficient. It is intended for use in open areas to illuminate: streets, local roads, bicycle paths, alleys, pavements, parking lots and squares.

Ingress protection IP66 and IK08 mechanical impact resistance make the luminaire exceptionally tight and shock-resistant (vandal-resistant).

The integrated, adjustable bracket allows the luminaire to be set at an angle of -5° to +15° (top, on a pole) or -15° to +5° (side, on a bracket).

AVAILABLE OPTIONS:

- Motion sensor.
- Mounting bracket with a diameter of 76 mm
- 12-24 V version dedicated to power supply from photovoltaic panels, wind turbines or other sources with 12-24 V DC output voltage.



Quick installation

The use of a tight quick connector and a power cable connected to the luminaire makes the assembly more efficient.




Self-cleaning body

Self-cleaning, one-piece body made of polypropylene (PP) reinforced with fibreglass (GF).



Lenticular arrays

Directional lenticular arrays made of PC, which allows for excellent light distribution.



**Easy
beam angle adjustment**

bracket allows the luminaire to be set at an angle of: -5° to +15° (top, on a pole), -15° to +5° (side, on a bracket).



Quest 2 LED

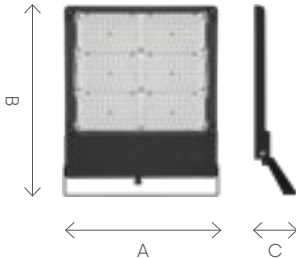
PZH max. 158 lm/W IP66 IK09 |

Light source:	LED module
Rated power [W]:	27 - 243
Luminous flux [lm]:	3600 - 30900
Colour temperature [K]:	3000, 4000, 5700
Mounting method:	surface mounted

Body material:	powder-coated aluminium
Body colour:	anthracite grey
Diffuser material:	tempered glass
Diffuser type:	transparent
Dimensions A/B/C [mm]:	436/472/79, 437/378/79

Distinguishing features:

- Very high ingress protection
- Durable aluminium body
- 5 types of light distribution
- Quick connector – mounting is faster and cheaper
- Very high efficiency
- Slim aluminium body without heat sink fins – not collecting dirt and easy to clean



The use of the QUEST 2 LED luminaire in the IKEA parking lot in Poznań.


Quest 2 LED **family**

Let us introduce the Quest 2 LED family – a line of floodlights and High-Bay luminaires. Versatility and multitude of applications is their greatest advantage – as per the designer's vision, which assumed differentiation of individual variants so that they could be dedicated to a number of places and objects.

Examples of application:

- industrial halls and warehouses;
- ramps, infrastructure around the halls;
- internal roads, parking lots;
- exhibition, entertainment and sports halls;
- sports grounds and stadiums;
- façades of architectural objects;
- historic buildings, monuments, billboards;
- temporary lighting of the construction site;
- temporary lighting of service workplaces

Quest 2 LED luminaires are characterised by high energy efficiency, which translates into the reduction in the emission of CO₂ and allows for up to 65% savings compared to luminaires equipped with traditional light sources.



Floodlight



High-Bay

**WILL
ILLUMINATE
ANY
SPACE**





Mitra LED

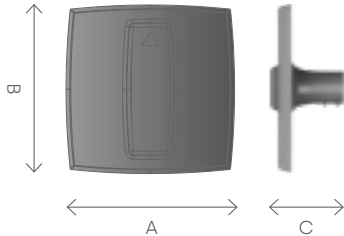
max.
140 lm/W IP66 IK07 I, II

Light source:	LED module
Rated power [W]:	13 - 62
Luminous flux [lm]:	1550 - 7050
Colour temperature [K]:	3000; 4000
Mounting method:	top, to the pole

Body material:	PP + FG
Body colour:	grey
Diffuser material:	PC
Diffuser type:	transparent lens
Dimensions A/B/C [mm]:	398/398/175

Distinguishing features:

- High degree of impact resistance
- Two types of diffuser – opalescent and transparent
- SP10kV surge protection
- H07RN-F cable, 0.6 m long
- Sealed IP66 quick coupler



Leo Park LED

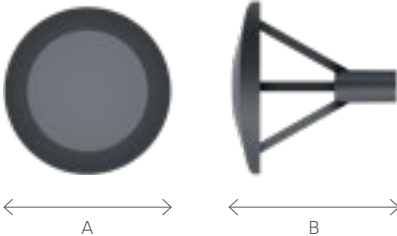
max.
130 lm/W IP65 IK07 II

Light source:	LED module
Rated power [W]:	30 - 88
Luminous flux [lm]:	3200 - 11400
Colour temperature [K]:	4000
Mounting method:	top, to the pole

Body material:	aluminium
Body colour:	anthracite grey
Diffuser material:	PMMA
Diffuser type:	transparent lens
Dimensions A/B [mm]:	ø400/430

Distinguishing features:

- High degree of impact resistance
- Three diffuser types
- Round, compact aluminium body
- Available types of light distribution: ASM1; RM2; SM1



Bactericidal and
virucidal
luminaires



Safe customers and personnel at your shop

A large supermarket or a small boutique... Wherever you are, you will feel more confident from now on. Widespread vaccinations, social distancing and wearing masks are the main tools in the fight against the COVID-19 pandemic. And another important thing for people's safety is efficient disinfection.

We present a line of luminaires dedicated for air and surface disinfection. Thanks to the UV-C technology, well-known and proven for over 100 years, the STERILON family is nearly 100% effective in removing viruses, bacteria and mould.


UV-C light disinfection is also commonly used to pasteurise milk, decontaminate means of transport and sterilise tools in beauty and hairdressing salons.

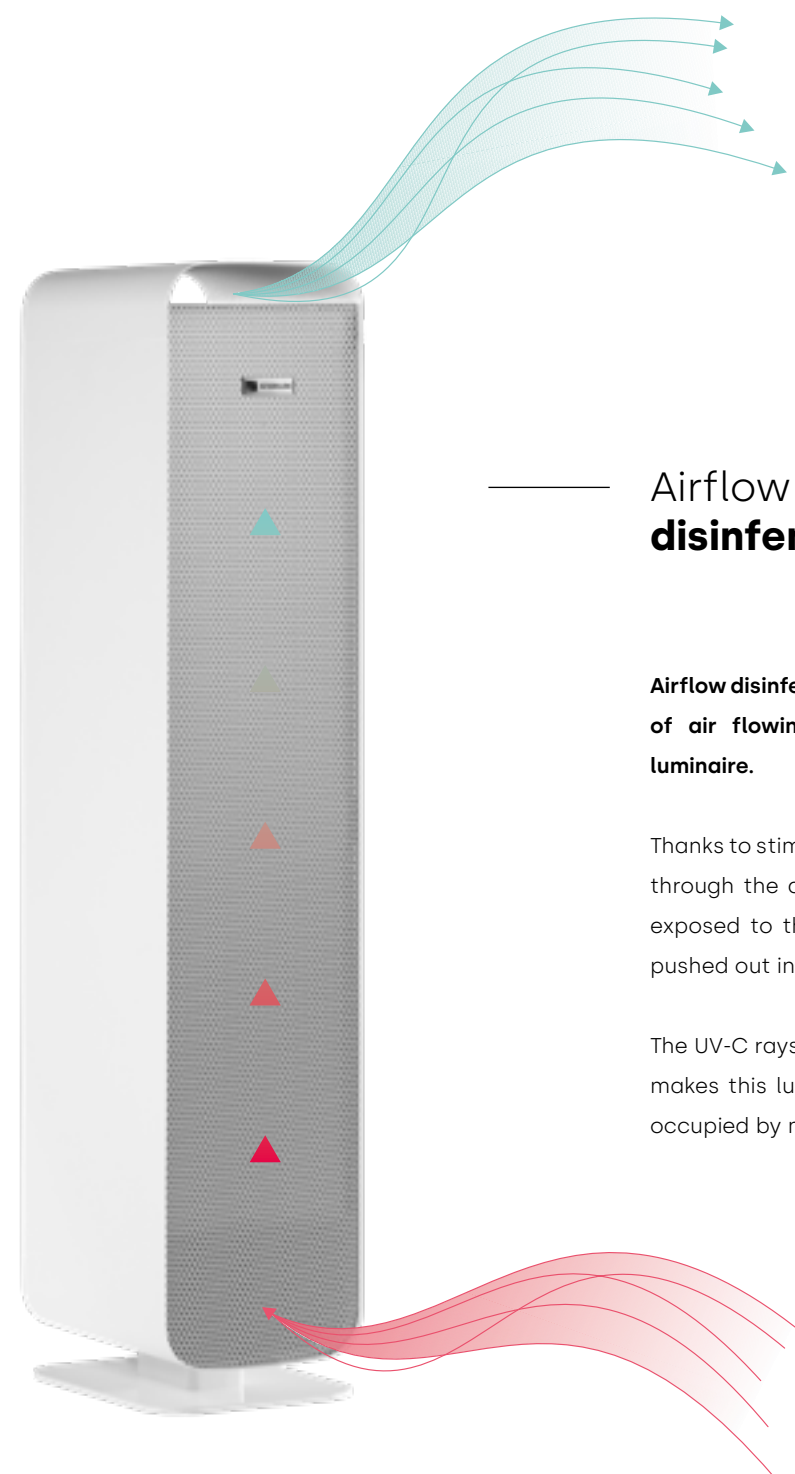
With airflow luminaires representing the UV-C Sterilon family, you can safely disinfect rooms occupied by people. This is possible thanks to their design, thanks to which the UV-C light does not leak outside the luminaire.

UV-C Sterilon **family**

Our products are certified by the National Institute of Hygiene

Effectiveness supported by evidence!






Airflow disinfection

Airflow disinfection consists in UV-C irradiation of air flowing through the interior of the luminaire.

Thanks to stimulated circulation, the air passes through the disinfection chamber, where it is exposed to the light and sterilised, and then pushed out into the room.

The UV-C rays do not reach the outside, which makes this luminaire ideally suited for places occupied by many people.



reddot winner 2022

UV-C Sterilon Flow Premium airflow luminaires operate in the background, in your presence, so that you can focus on work or on other activities you find pleasant.

Intelligent lighting control system

In commercial facilities, light, among other things, is responsible for the attractiveness of displays, as well as the mood and the overall atmosphere that accompanies shopping. It allows you to accentuate selected product groups, direct customer interest and stimulate shopping reactions. On the other hand, optimisation of its intensity with the maximum use of natural light translates into a reduction in electricity consumption.

What CLUE^{IN} offers

- scalability – from one boutique to the entire shopping mall
- comfort for customers and shop attendants
- better sales – boosts the quality of product displays
- energy savings – adjusts the lighting to the time of day and the intensity of natural outside light



CLUE^{IN} for
commerce

Where can I use **CLUE**^{iN} ?

Properly matched lighting
wherever you are.



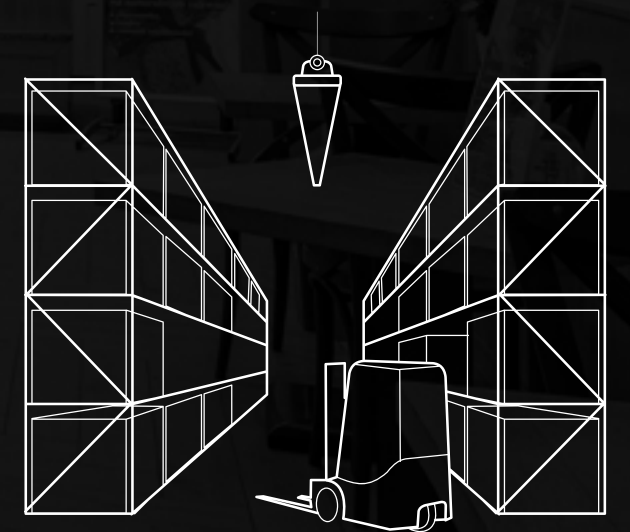
for commerce



for restaurants
and hotels



for industry





CLUE^{iN}

In commercial facilities, light, among other things, is responsible for the attractiveness of displays, as well as the mood and the overall atmosphere that accompanies shopping. Therefore, it plays an extremely important role, translating into sales effectiveness.

System's scalability allows CLUE^{iN} to be used regardless of the size of the facility. It will prove perfect in one room, as well as in the entire building complex.

There is no need for renovation, forging walls or through-wiring. Easy access from a smartphone app allows you to see the world in a better light.

CLUE^{iN} can be used in shops and shopping malls. It is perfect for open space offices, as well as individual offices, conference rooms, communication routes, reception desks, lobbies and social rooms.



See how it works!
lenalighting.pl/cluein-pl

Adapt the light to current needs, while optimising the use of energy.


This is one of the main goals of the CLUE^{iN}system



Human Centric Lighting

Entrust lighting design to professionals

Offices: Środa Wielkopolska / Warsaw



Our customers can take advantage of our experts' professional advice at any time during the implementation of the investment. We will support you in choosing the lighting concept and the products. We will make visualisations and comprehensive lighting projects using the latest computer software. We make calculations of profitability and energy efficiency of lighting.

We invite you to cooperate
with us



It really matters

We make our products according to the highest environmental standards.



Being aware of the importance of environmental protection behaviours and future generations inspires us to put maximum effort into offering the highest quality, energy-efficient products; and to make sure that the entire process and technology of their production do not have a negative impact on the ecosystem.

Our efforts and their effectiveness have been confirmed by the ISO 14001 certificate. This means that Lena Lighting has successfully implemented an environmental management system. The overall goal of this system is to create conditions for the functioning of the enterprise in order to minimise the negative impact on the natural environment. We have already succeeded, but we are going to continue our journey and invest in technology and knowledge aimed at care for the natural environment.



Lena Lighting S.A.
ul. Kórnicka 52, 63-000 Środa Wielkopolska
tel. +48 (61) 28 60 300, e-mail: hello@lenalighting.com

www.lenalighting.com