




PUBLIC UTILITY

New definition of standard

New generation LED bulkhead
sets utility and functional trends

DIONE LED family
Innovative solutions
available as standard



DIONE LED family

Choose
the perfect bulkhead!

- High energy efficiency
- Simplified and faster mounting: diffuser suspension system, quick connector, click-in system, through-wiring.
- Version with a control system: RCR, DALI, energy efficient Corridor function.
- Subtle, aesthetic profile.

“

Designer says:

Designing bulkhead luminaires may seem a relatively simple task. They are products of a simple structure, whose design has remained unchanged for years.

In the case of DIONE LED LUMINAIRE, I tried to look through the eyes of the investor and the contractor. Taking into account their needs, I was answering the question why they would decide to purchase our latest bulkhead from the vast variety of products offered by the market.

As a result, we have created a product that meets the highest standards possible – impeccable aesthetics, excellent lighting parameters, subtle profile, solid and durable materials, very high tightness. Plus a number of innovative functional solutions enabling much faster mounting. These are the aspects that give DIONE LED a competitive advantage.

Michał Jaraczewski
Luminaire designer, R&D

106 lm/W

SDCM ≤ 3

A/A+



Easy access to the connector

It helps connect the luminaire with basic tools. Smart locations of cable lead-ins.

High quality driver

Regardless of the product line, the drivers used are characterised by the highest quality and technical parameters.

Durable hinge

It allows to hang the diffuser with the LED module and connect power supply.

Diffuser integrated with the LED panel

The solution ensures safety of the lighting module.

Quick connector

Facilitates the assembly process, no additional tools are needed.

Quick mounting

Thanks to the functional arrangement of components and the unique diffuser suspension system

Time savings
Lower costs

Click-in system

Snap fasteners for diffuser mounting



Step 1

Mount the luminaire – 3 snap fasteners



Step 2

Bring the diffuser with the LED panel closer to the body

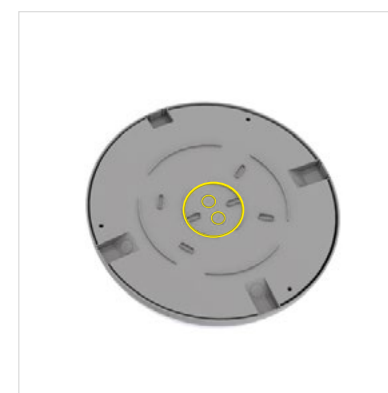


Step 3

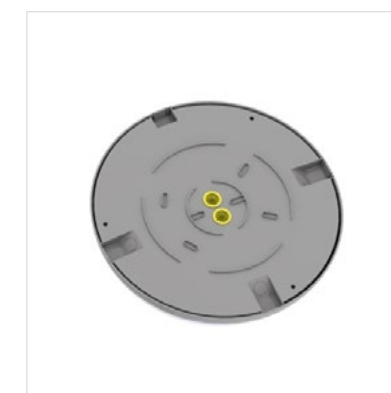
Snap the diffuser in place – CLICK and it's done!

Options for the installer

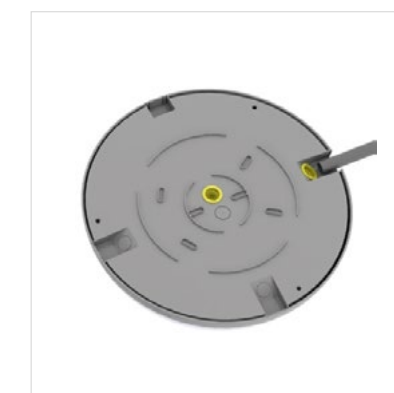
A wide range of electricity connections



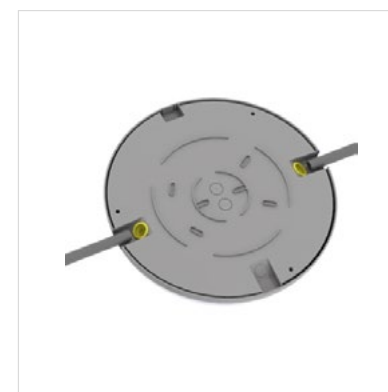
Nordic box



Direct mounting



Mixed mounting



Surface mounting – line
(through-wiring)



Surface mounting – bracket
(through-wiring)

71%

percent faster mounting
of DIONE compared to
a traditional bulkhead

Versatile applications

Luminaires representing the DIONE LED family can be used in various places. From real estates and the hotel industry to educational and health care facilities.



Very good tightness

Dione luminaires are steam-resistant and splash-proof. The IP65 class ensures very good protection – the luminaire is resistant to dust and water penetration from any direction.

IP65

Ingress protection and waterproofness



DIONE LED

Much more than standard

The basic line of luminaires incorporates the combination of high-quality components and guarantees compliance with all electrical and lighting standards. It is characterised by a high luminous flux up to 2800 lm, which enables installing a relatively smaller number of luminaires in a room, ensuring the required proper level of lighting. This allows the investor to save money during the investment – when purchasing the luminaires and during their use. Dione Led is a new generation luminaire which, in the basic version, offers a perfect price-to-quality ratio.

DIONE LED Plus

Brand components and additional functions



DALI control

DALI (Digital Addressable Lighting Interface) enables communication between the luminaires and the control system, regardless of the applied technological solutions. It allows to build complete lighting systems based on components from any manufacturer.



Corridor function

Useful in places, where constant minimal illumination of certain area is required. When the luminaire is at rest, it emits a pre-programmed percentage of the nominal luminous flux, and when it detects movement, it goes into 100% mode.



RCR – radio motion sensor

Active microwave sensor invisible from the outside, allowing more efficient use of lighting. The sensor allows to adjust illuminance (day-night identification), length of working time (switch off delay) and effective range of operation (detection field radius).



Vandal-resistant protection

A special, dedicated solution that protects the luminaire against unauthorised opening, devastation or theft. Recommended particularly in places which are not under constant video surveillance.



Primary technical data:

CCT: 4000 K
Luminous flux: 1240 – 2800 lm
Power: 12 – 30 W
Diffuser: OPAL
Options: RCR, corridor function

Primary technical data:

CCT: 3000 K, 4000 K
Luminous flux: 1350 – 3700 lm
Power: 13 W, 14 W, 18 W, 22 W
Diffuser: OPAL
Options: listed above and combinations of options:
RCR+DALI, RCR+AW, AW+DALI, AW+RCR+DALI,



Scan the QR
code, go to the
product page



Scan the QR
code, go to the
product page

DIONE LED Plus Multi

Innovative power
regulation solution

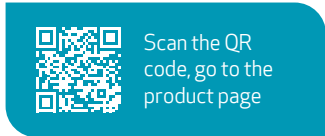


Taking advantage of the latest technology, we have enhanced our offer with the innovative Dione Led Plus Multi version. It allows to independently adjust the luminaire's power and luminous flux within the available ranges. The investor or installer can adjust its parameters to user's expectations and place of installation, as well as reduce energy consumption. Whenever high illuminance is not needed, the luminaire's power and thus the amount of energy consumed should be set to the minimum level. Whenever a high luminous flux value is required, the luminaire's power setting should be increased.

DIONE LED PLUS MULTI 1650 – 2610 lm 3000 K				DIONE LED PLUS MULTI 1650 – 2650 lm 4000 K			
ON		ON		ON		ON	
1	2	1	2	1	2	1	2
1650 lm		1990 lm		1650 lm		2000 lm	
ON		ON		ON		ON	
1	2	1	2	1	2	1	2
2300 lm		2610 lm		2320 lm		1610 lm	

Primary technical data:

CCT: 3000 K, 4000 K
Luminous flux: 1650 – 2650 lm
Power: 15 W, 18W, 22 W, 26 W
Diffuser: OPAL



Scan the QR
code, go to the
product page

DIONE LED Plus Asymmetric

Non-standard light means new
possibilities of space creation



Dione Plus Led Asymmetric will prove great in places where it is important to **partly illuminate the surface**, e.g. passageways, stairs, setbacks, other environmental details, whose visibility is important for the purpose of safety or design. **Asymmetrical distribution** allows to illuminate **a given area**.

In addition, it offers unlimited possibilities to create room ambience, while maintaining perfect lighting parameters.

Primary technical data:

CCT: 3000K, 4000 K
Luminous flux: 2150 lm – 3200 lm
Power: 21 W – 32 W
Diffuser: OPAL
Options: RCR, DALI, corridor function, AW module



Scan the QR
code, go to the
product page

PUBLIC UTILITY



DIONE LED family

Standard gets
a new meaning

Lena Lighting S.A.
ul. Kórnicka 52
63-000 Środa Wielkopolska
tel. +48 (61) 28 60 300
email: office@lenalighting.pl

www.lenalighting.pl

dione.lenalighting.pl